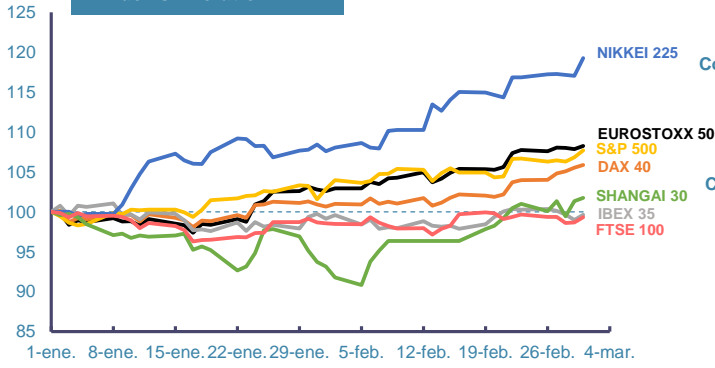
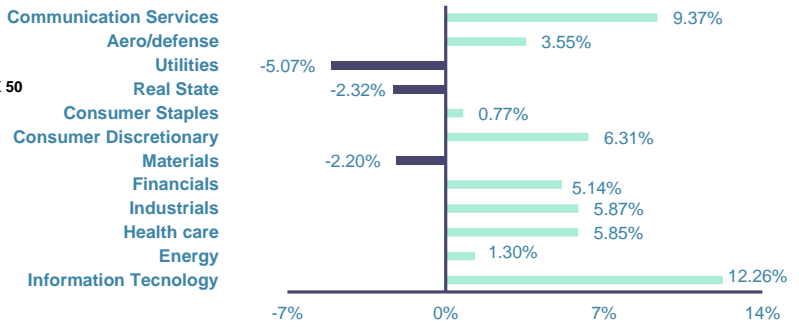


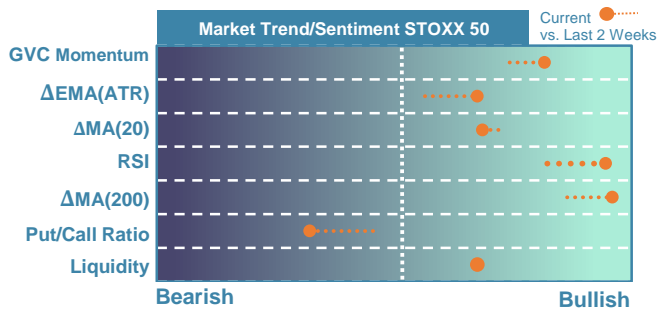
### Index's Evolution YTD



### MSCI World Sector Evolution YTD



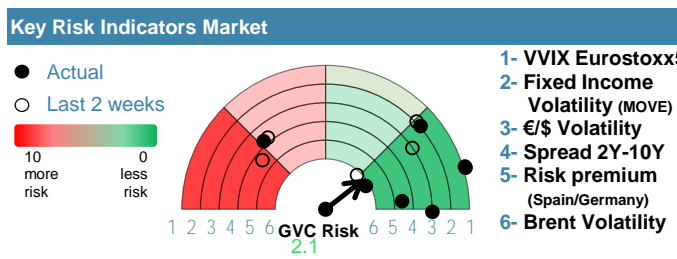
## EUROPE



Market Index	Last	Daily Var. 22:00 PM	Future 8:27 AM	Yearly Var.
DJ Eurostoxx 50	4,894.86	0.35%	0.14%	8.25%
DAX 40	17,735.07	0.32%	0.04%	5.87%
CAC 40	7,934.17	0.09%	-0.12%	5.18%
FTSE 100	7,682.50	0.69%	-0.23%	-0.66%
IBEX 35	10,064.70	0.63%	0.02%	-0.37%

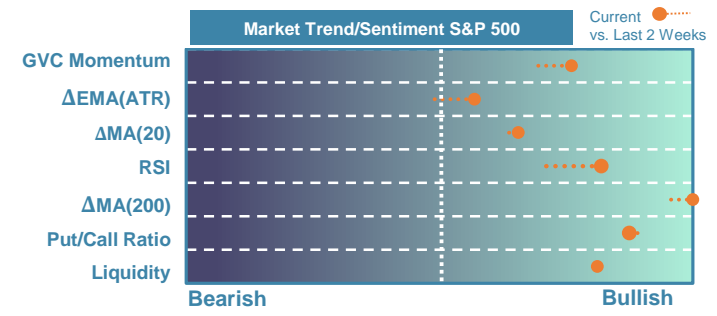
  

Fixed Income	Last	Daily Var.	Bip Var.	Yearly Var.
Bond Spain 10Y	3.30	0.70%	2.30	10.10%
Bond Germany 10Y	2.41	0.33%	0.80	18.88%
Bond U.K. 10Y	4.12	-0.10%	-0.40	16.39%
H.Yield ICE BofA	6.39	0.19%	-	-0.85%



Commodities	Last	Daily Var.	Yearly Var.
Brent Oil	83.55	-0.08%	8.45%
Gold	2,073.60	1.38%	0.39%
CRB Index	319.51	0.75%	6.01%
Copper (USD/LBS)	3.86	0.38%	-0.75%

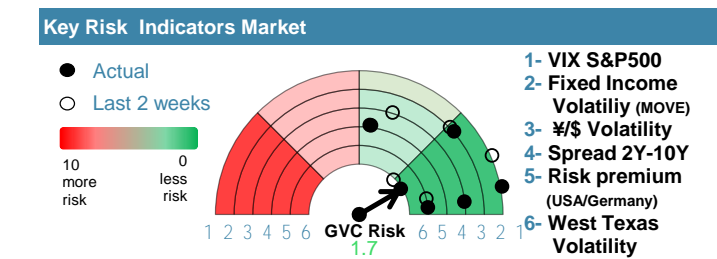
## EEUU & ASIA



Market Index	Last	Daily Var. 22:00 PM	Future 8:27 AM	Yearly Var.
DJ Industrial	39,087.38	0.23%	-0.17%	3.71%
S&P 500	5,137.08	0.80%	-0.10%	7.70%
Nasdaq 100	18,302.91	1.44%	0.09%	8.78%
Nikkei 225	39,910.82	1.90%	0.00%	19.26%
Shanghai 30	3,027.02	0.39%	-0.57%	1.75%

Fixed Income	Last	Daily Var.	Bip Var.	Yearly Var.
Bond EEUU 10Y	4.19	-1.38%	-5.86	8.27%
Bond Japan 10Y	0.71	0.28%	0.20	13.76%
Bond China 10Y	2.38	0.89%	2.10	-7.56%
H.Yield ICE BofA	7.63	0.66%	-	3.90%



Currency	Last	Daily Var.	Yearly Var.
€/€	1.08	0.31%	-1.79%
¥/\$	150.15	0.04%	6.50%
£/€	0.86	0.09%	-1.18%
B/\$	62,476.62	1.75%	48.72%

Region/ Event	Relevance	Period	Previous	Forecast	Actual	Impact
Sentix Index	★★★	Mar 2024	-12.9	-11.18	-	-