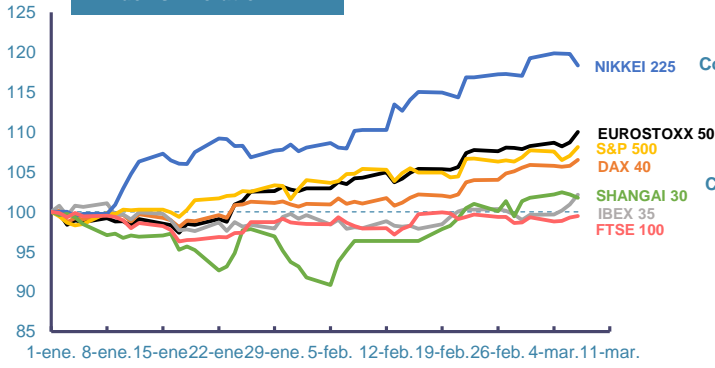
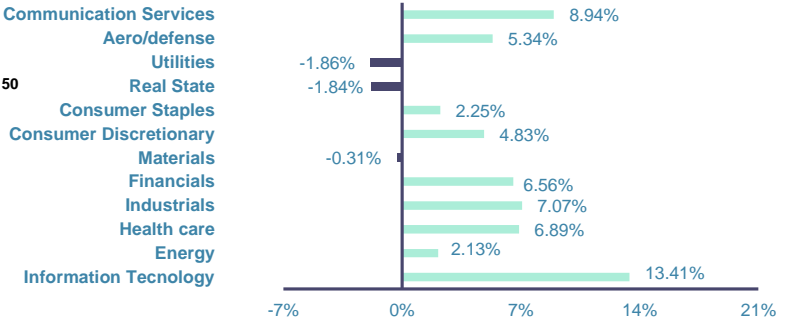


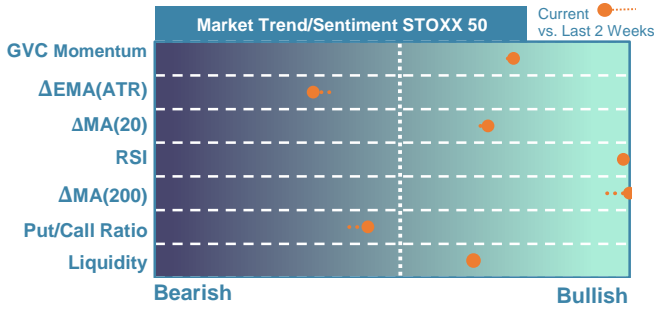
Index's Evolution YTD



MSCI World Sector Evolution YTD



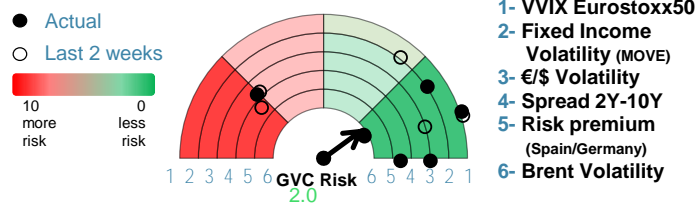
EUROPE



Market Index	Last	Daily Var. 22:00 PM	Future 8:33 AM	Yearly Var.
DJ Eurostoxx 50	4,974.22	1.20%	0.02%	10.01%
DAX 40	17,842.85	0.71%	0.03%	6.51%
CAC 40	8,016.22	0.77%	0.02%	6.27%
FTSE 100	7,692.46	0.17%	-0.06%	-0.53%
IBEX 35	10,319.60	1.20%	0.07%	2.15%

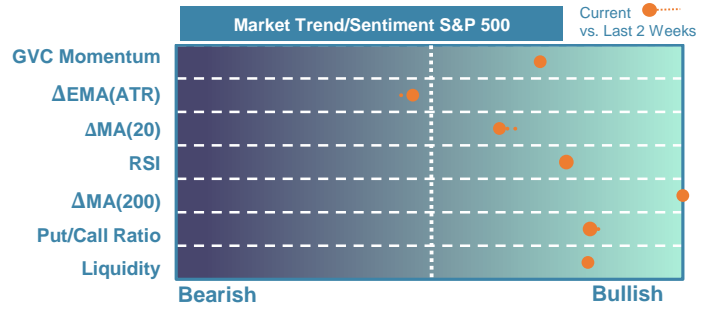
Fixed Income	Last	Daily Var.	Bip Var.	Yearly Var.
Bond Spain 10Y	3.11	-1.62%	-5.10	3.53%
Bond Germany 10Y	2.30	-1.50%	-3.50	13.11%
Bond U.K. 10Y	4.00	0.03%	0.10	12.89%
H.Yield ICE BofA	6.39	0.49%	-	-1.16%

Key Risk Indicators Market



Commodities	Last	Daily Var.	Yearly Var.
Brent Oil	82.96	0.00%	7.68%
Gold	2,151.75	0.27%	4.18%
CRB Index	322.08	0.36%	6.86%
Copper (USD/LBS)	3.93	1.32%	0.91%

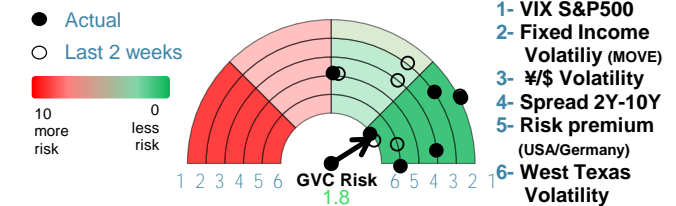
EEUU & ASIA



Market Index	Last	Daily Var. 22:00 PM	Future 8:33 AM	Yearly Var.
DJ Industrial	38,791.35	0.34%	-0.09%	2.92%
S&P 500	5,157.36	1.03%	0.00%	8.12%
Nasdaq 100	18,297.99	1.56%	-0.19%	8.75%
Nikkei 225	39,598.71	-1.23%	0.00%	18.33%
Shanghai 30	3,027.40	-0.41%	1.28%	1.76%

Fixed Income	Last	Daily Var.	Bip Var.	Yearly Var.
Bond EEUU 10Y	4.09	-0.33%	-1.36	5.85%
Bond Japan 10Y	0.73	0.55%	0.40	16.32%
Bond China 10Y	2.30	0.57%	1.30	-10.93%
H.Yield ICE BofA	7.49	0.55%	-	1.95%

Key Risk Indicators Market



Currency	Last	Daily Var.	Yearly Var.
€/€	1.09	0.45%	-0.81%
¥/\$	147.88	-0.94%	4.89%
£/€	0.85	-0.14%	-1.38%
B/\$	67,085.81	1.61%	59.69%

Region/ Event	Relevance	Period	Previous	Forecast	Actual	Impact
Non-Farm Payrolls	★★★★	Feb 2024	353.000	197.600	-	-
Unemployment Rate	★★★★	Feb 2024	3.70%	3.71%	-	-
Average Earnings (Y.Y)	★★★★	Feb 2024	4.50%	4.41%	-	-
Industrial Output (Y.Y)	★★★	Jan 2024	-0.20%	-	-	-
Producer Prices (Y.Y)	★★★	Jan 2024	-8.60%	-6.65%	-4.40%	Low
Producer Prices (M.M)	★★★	Jan 2024	-1.20%	0.10%	0.20%	Low
GDP Revised (Y.Y)	★★★★	Q4 2023	0.10%	0.12%	-	-
Unemployment Rate	★★★★	Feb 2024	3.70%	3.71%	-	-
Industrial Production (Y.Y)	★★★★	Jan 2024	-3.13%	-	-	-