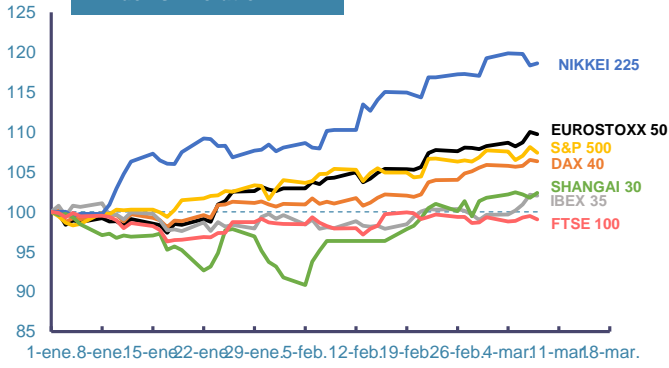
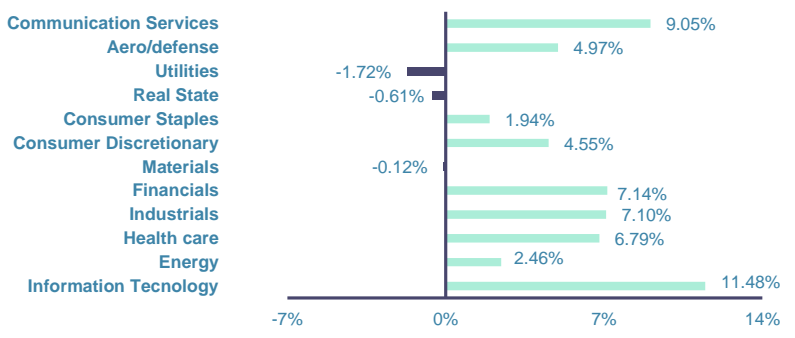


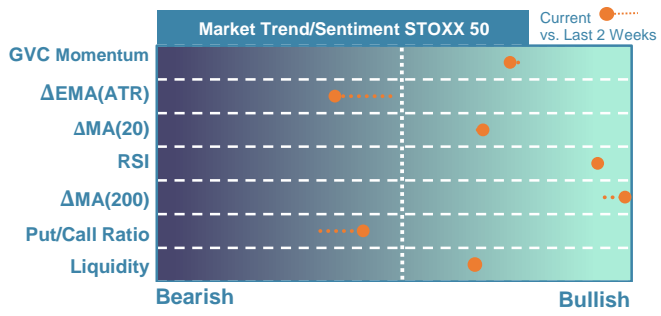
### Index's Evolution YTD



### MSCI World Sector Evolution YTD



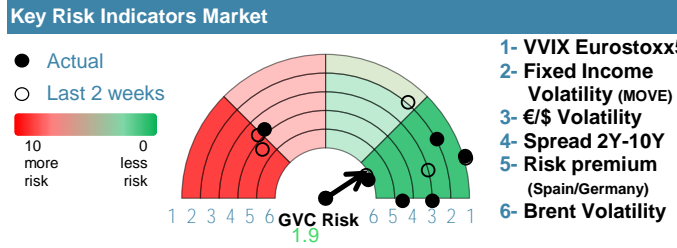
## EUROPE



Market Index	Last	Daily Var. 22:00 PM	Future 8:36 AM	Yearly Var.
DJ Eurostoxx 50	4,961.11	-0.26%	-0.64%	9.72%
DAX 40	17,814.51	-0.16%	-0.49%	6.34%
CAC 40	8,028.01	0.15%	-0.44%	6.43%
FTSE 100	7,659.74	-0.43%	-0.50%	-0.95%
IBEX 35	10,305.70	-0.13%	-0.45%	2.02%

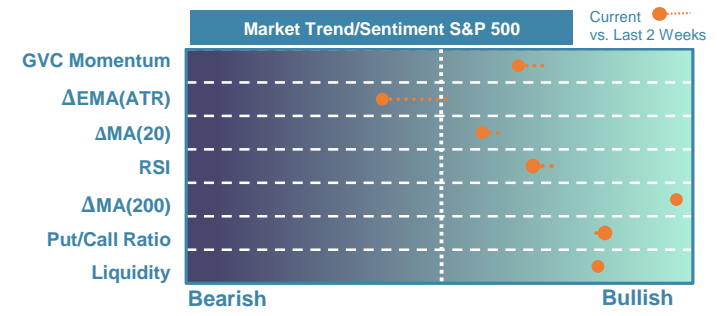
  

Fixed Income	Last	Daily Var.	Bip Var.	Yearly Var.
Bond Spain 10Y	3.08	-0.93%	-2.90	2.57%
Bond Germany 10Y	2.27	-1.18%	-2.70	11.78%
Bond U.K. 10Y	3.98	-0.40%	-1.60	12.43%
H.Yield ICE BofA	6.39	0.93%	-	-1.64%



Commodities	Last	Daily Var.	Yearly Var.
Brent Oil	82.08	-1.06%	6.54%
Gold	2,173.25	1.00%	5.22%
CRB Index	319.25	-0.88%	5.92%
Copper (USD/LBS)	3.89	-0.88%	0.03%

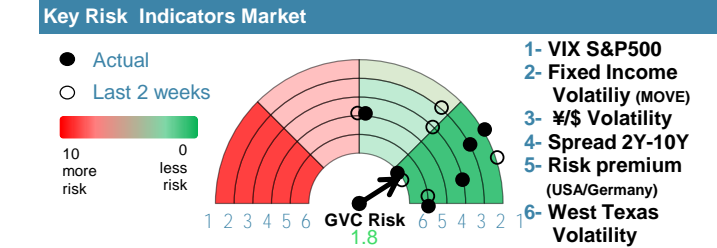
## EEUU & ASIA



Market Index	Last	Daily Var. 22:00 PM	Future 8:36 AM	Yearly Var.
DJ Industrial	38,722.69	-0.18%	-0.21%	2.74%
S&P 500	5,123.69	-0.65%	-0.18%	7.42%
Nasdaq 100	18,018.45	-1.53%	-0.17%	7.09%
Nikkei 225	39,688.94	0.23%	0.00%	18.60%
Shanghai 30	3,046.02	0.62%	1.70%	2.39%

Fixed Income	Last	Daily Var.	Bip Var.	Yearly Var.
Bond EEUU 10Y	4.09	-0.19%	-0.77	5.66%
Bond Japan 10Y	0.73	0.14%	0.10	16.48%
Bond China 10Y	2.30	0.26%	0.60	-10.70%
H.Yield ICE BofA	7.46	0.40%	-	1.39%



Currency	Last	Daily Var.	Yearly Var.
€/\$	1.09	-0.08%	-0.89%
¥/\$	147.06	-0.55%	4.31%
£/€	0.85	-0.44%	-1.81%
B/\$	68,220.00	1.69%	62.39%

Region/ Event	Relevance	Period	Previous	Forecast	Actual	Impact
Retail Sales (Y.Y)	★★★	Jan 2024	3.1	-	-	-
Employment Trend	★★★★	Feb 2024	113.71	-	-	-