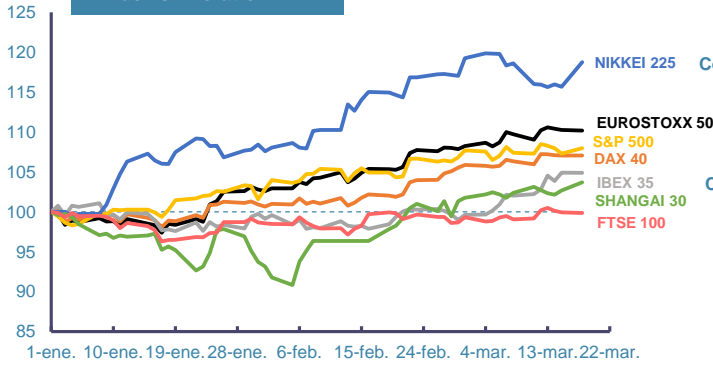
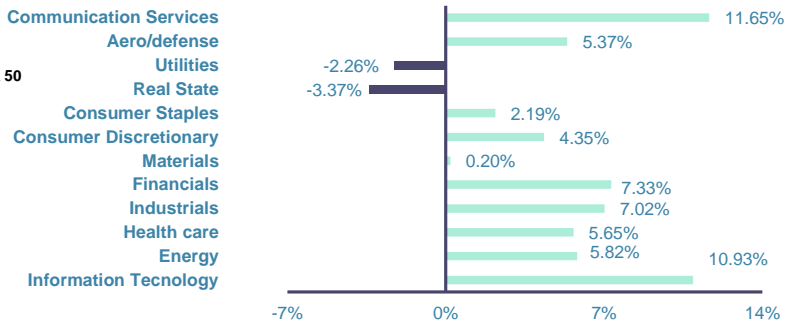


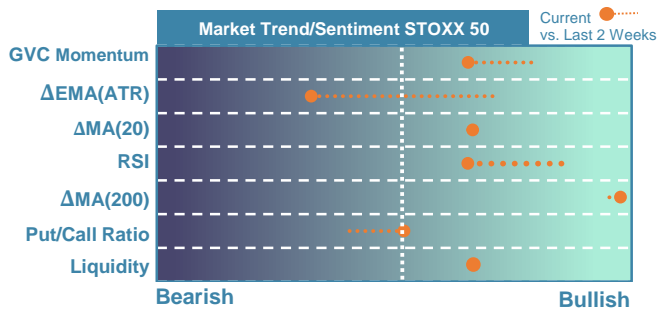
Index's Evolution YTD



MSCI World Sector Evolution YTD

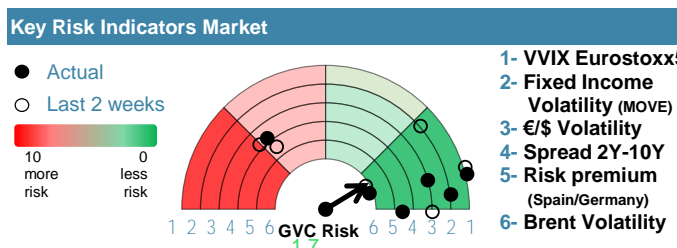


EUROPE



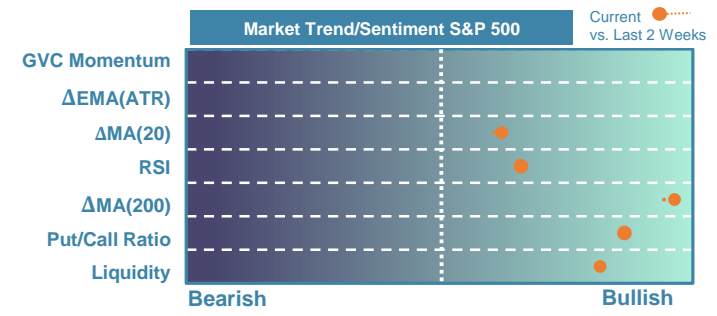
Market Index	Last	Daily Var. 22:00 PM	Future 8:36 AM	Yearly Var.
DJ Eurostoxx 50	4,982.76	-0.07%	-0.20%	10.20%
DAX 40	17,932.68	-0.02%	-0.18%	7.05%
CAC 40	8,148.14	-0.20%	-0.12%	8.02%
FTSE 100	7,722.55	-0.06%	-0.18%	-0.14%
IBEX 35	10,596.70	-0.01%	-0.03%	4.90%

Fixed Income	Last	Daily Var.	Bip Var.	Yearly Var.
Bond Spain 10Y	3.24	0.12%	0.40	8.10%
Bond Germany 10Y	2.46	0.86%	2.10	21.09%
Bond U.K. 10Y	4.09	-0.27%	-1.10	15.63%
H.Yield ICE BofA	6.39	#N/A	-	-2.66%



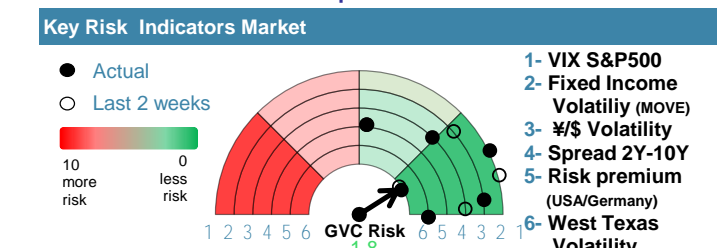
Commodities	Last	Daily Var.	Yearly Var.
Brent Oil	86.89	1.82%	12.79%
Gold	2,156.45	-0.26%	4.41%
CRB Index	332.01	0.96%	10.16%
Copper (USD/LBS)	4.13	0.13%	6.16%

EEUU & ASIA



Market Index	Last	Daily Var. 22:00 PM	Future 8:36 AM	Yearly Var.
DJ Industrial	38,790.43	0.20%	0.00%	2.92%
S&P 500	5,149.42	0.63%	-0.11%	7.96%
Nasdaq 100	17,985.01	0.99%	-0.26%	6.89%
Nikkei 225	39,740.44	2.67%	0.00%	18.76%
Shanghai 30	3,084.93	0.99%	-1.19%	3.70%

Fixed Income	Last	Daily Var.	Bip Var.	Yearly Var.
Bond EEUU 10Y	4.33	0.46%	1.99	12.11%
Bond Japan 10Y	0.76	-3.32%	-2.60	21.12%
Bond China 10Y	2.29	-1.88%	-4.40	-11.13%
H.Yield ICE BofA	0.00	#DIV/0!	-	3.00%



Currency	Last	Daily Var.	Yearly Var.
€/\$	1.09	-0.15%	-1.49%
¥/\$	149.14	0.04%	5.79%
£/€	0.85	0.04%	-1.34%
B/\$	67,837.06	-2.68%	61.48%

Region/ Event	Relevance	Period	Previous	Forecast	Actual	Impact
ZEW Current Conditions	★★★★	Mar 2024	-81.7	-81.94	-	-
ZEW Economic Sentiment	★★★★	Mar 2024	19.9	20.05	-	-
Housing Starts Number	★★★★	Feb 2024	1.33M	1.44M	-	-
Building Permits: Number	★★★	Feb 2024	1.49M	1.49M	-	-