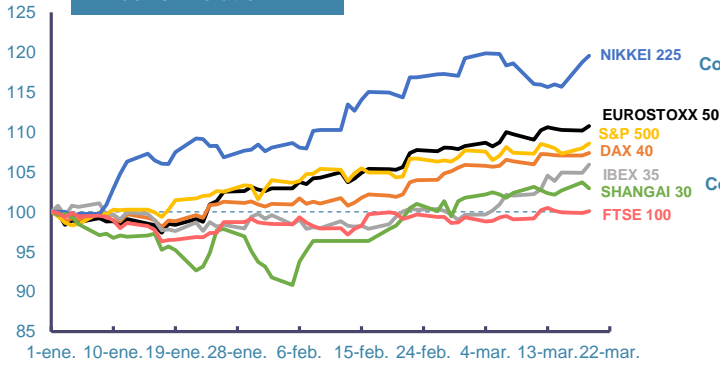
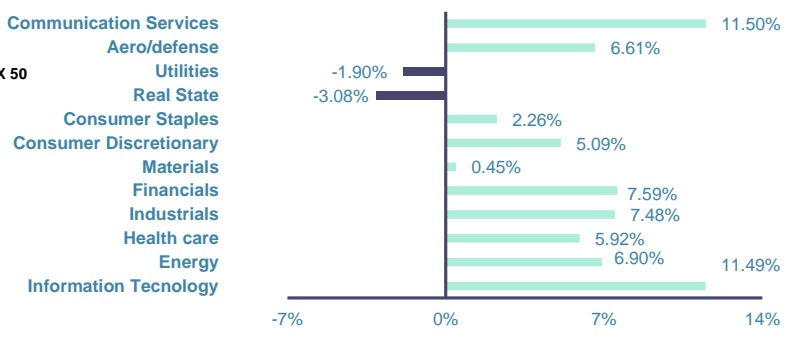


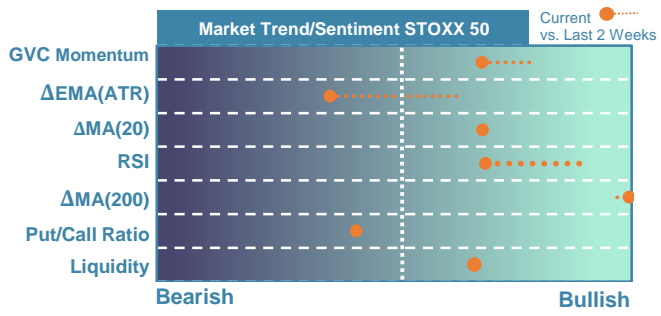
Index's Evolution YTD



MSCI World Sector Evolution YTD

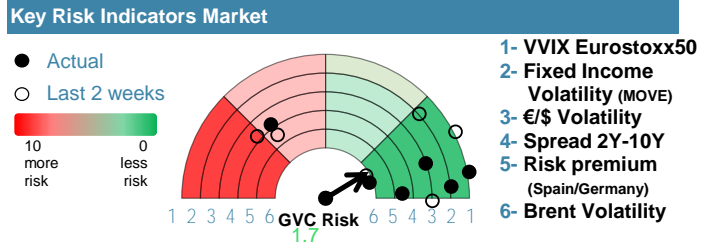


EUROPE

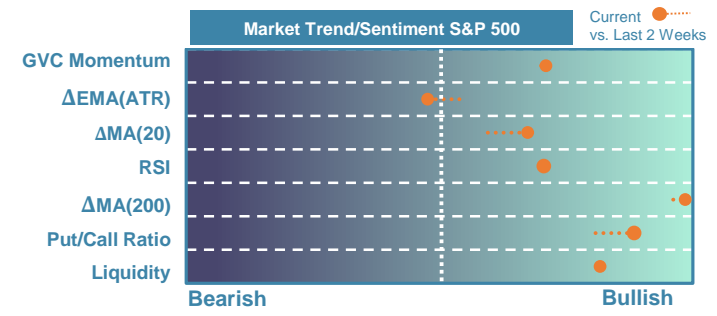


Market Index	Last	Daily Var. 22:00 PM	Future 8:41 AM	Yearly Var.
DJ Eurostoxx 50	5,007.92	0.51%	-0.26%	10.75%
DAX 40	17,987.49	0.31%	0.03%	7.38%
CAC 40	8,201.05	0.65%	-0.64%	8.72%
FTSE 100	7,738.30	0.20%	0.03%	0.07%
IBEX 35	10,701.40	0.99%	-0.02%	5.93%

Fixed Income	Last	Daily Var.	Bip Var.	Yearly Var.
Bond Spain 10Y	3.25	0.22%	0.70	8.33%
Bond Germany 10Y	2.45	-0.33%	-0.80	20.70%
Bond U.K. 10Y	4.06	-0.78%	-3.20	14.72%
H.Yield ICE BofA	6.39	-0.10%	-	-2.47%

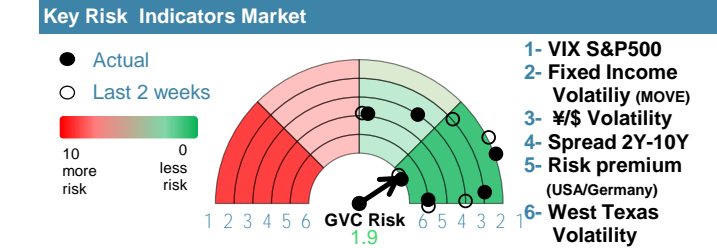


EEUU & ASIA



Market Index	Last	Daily Var. 22:00 PM	Future 8:41 AM	Yearly Var.
DJ Industrial	39,110.76	0.83%	0.05%	3.77%
S&P 500	5,178.51	0.56%	-0.01%	8.57%
Nasdaq 100	18,032.20	0.26%	0.02%	7.17%
Nikkei 225	40,003.60	0.66%	0.96%	19.54%
Shanghai 30	3,062.76	-0.72%	0.59%	2.95%

Fixed Income	Last	Daily Var.	Bip Var.	Yearly Var.
Bond EEUU 10Y	4.30	-0.73%	-3.17	11.29%
Bond Japan 10Y	0.73	-3.57%	-2.70	16.80%
Bond China 10Y	2.29	-0.31%	-0.70	-11.40%
H.Yield ICE BofA	7.53	0.94%	-	2.81%



Commodities	Last	Daily Var.	Yearly Var.
Brent Oil	87.38	0.56%	13.42%
Gold	2,154.14	-0.11%	4.29%
CRB Index	331.62	-0.12%	10.03%
Copper (USD/LBS)	4.07	-1.34%	4.73%

Currency	Last	Daily Var.	Yearly Var.
€/€	1.09	-0.06%	-1.55%
¥/\$	151.04	1.27%	7.13%
£/€	0.85	-0.08%	-1.42%
B/\$	62,057.73	-8.52%	47.72%

Region/ Event	Relevance	Period	Previous	Forecast	Actual	Impact
CPI (f.) (Y.Y)	★★★★	Feb 2024	4%	3.49%	3.40%	Low
Producer Prices (Y.Y)	★★★	Feb 2024	-4.40%	-3.92%	-4.10%	Low
Consumer Confid. Flash	★★★★	Mar 2024	-15.5	-14.84	-	-
Industrial Output (Y.Y)	★★★	Jan 2024	-2.10%	-	-	-
FED Funds Target Rate	★★★★	20 Mar	5.38%	5.38%	-	-
PPI Input prices (Y.Y)	★★★	Feb 2024	-3.30%	-2.65%	-2.70%	Low
PPI Output prices (Y.Y)	★★★	Feb 2024	-0.60%	-0.07%	0.40%	Low