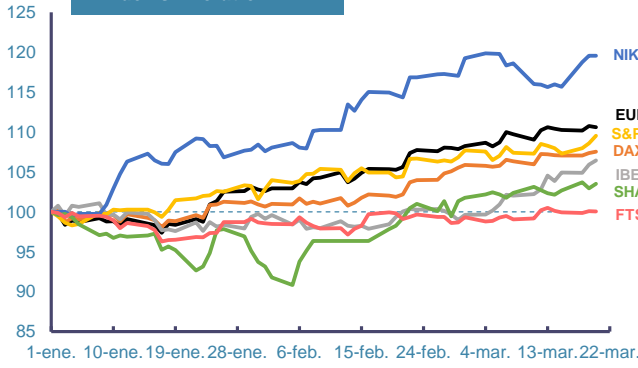
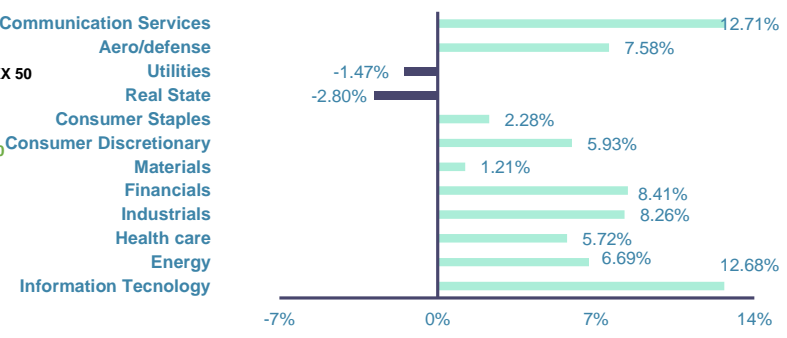


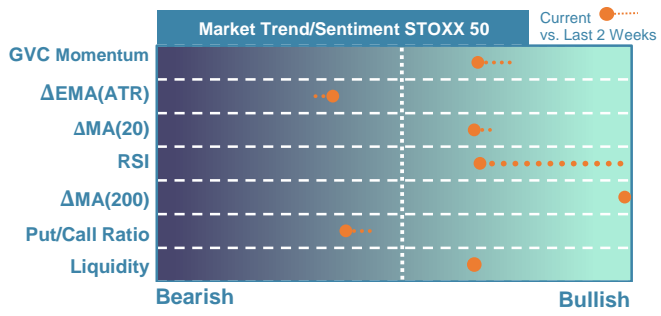
### Index's Evolution YTD



### MSCI World Sector Evolution YTD



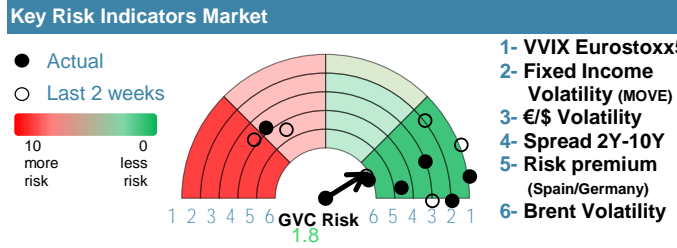
## EUROPE



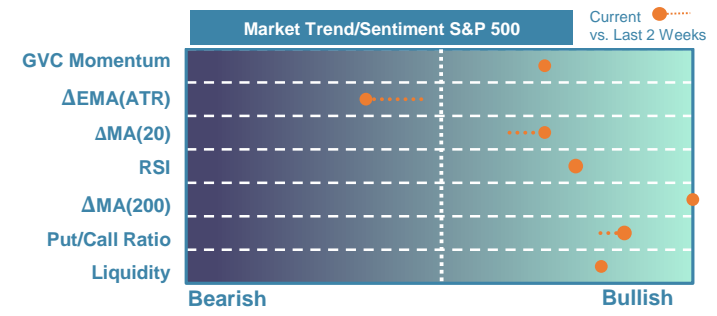
Market Index	Last	Daily Var. 22:00 PM	Future 8:12 AM	Yearly Var.
DJ Eurostoxx 50	5,000.31	-0.15%	1.15%	10.59%
DAX 40	18,015.13	0.15%	0.97%	7.54%
CAC 40	8,161.41	-0.48%	0.00%	8.20%
FTSE 100	7,737.38	-0.01%	0.75%	0.05%
IBEX 35	10,752.50	0.48%	0.00%	6.44%

Fixed Income	Last	Daily Var.	Bip Var.	Yearly Var.
Bond Spain 10Y	3.25	-0.06%	-0.20	8.27%
Bond Germany 10Y	2.44	-0.57%	-1.40	20.01%
Bond U.K. 10Y	4.02	-1.04%	-4.20	13.54%
H.Yield ICE BofA	6.39	-0.72%	-	-2.38%



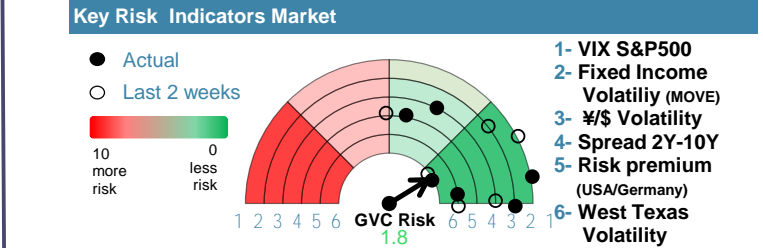
## EEUU & ASIA



Market Index	Last	Daily Var. 22:00 PM	Future 8:12 AM	Yearly Var.
DJ Industrial	39,512.13	1.03%	0.32%	4.84%
S&P 500	5,224.62	0.89%	0.46%	9.53%
Nasdaq 100	18,240.11	1.15%	0.85%	8.40%
Nikkei 225	40,003.60	0.00%	2.47%	19.54%
Shanghai 30	3,079.69	0.55%	2.13%	3.52%

Fixed Income	Last	Daily Var.	Bip Var.	Yearly Var.
Bond EEUU 10Y	4.28	-0.60%	-2.57	10.63%
Bond Japan 10Y	0.73	0.00%	0.00	16.80%
Bond China 10Y	2.31	1.09%	2.50	-10.43%
H.Yield ICE BofA	7.50	0.33%	-	1.85%



### Commodities

Commodity	Last	Daily Var.	Yearly Var.
Brent Oil	85.95	-1.64%	11.57%
Gold	2,157.20	0.14%	4.44%
CRB Index	330.13	-0.45%	9.53%
Copper (USD/LBS)	4.05	-0.56%	4.14%

### Currency

Currency	Last	Daily Var.	Yearly Var.
€/€	1.09	0.50%	-1.06%
¥/\$	150.78	-0.17%	6.95%
£/€	0.85	-0.04%	-1.45%
B/\$	67,751.63	9.18%	61.28%

Region/ Event	Relevance	Period	Previous	Forecast	Actual	Impact
Initial Jobless	★★★★	W 16 Mar	209.000	211.800	-	-
S&P Global Comp. PMI	★★★★	Mar 2024	49.2	49.65	-	-
Composite PMI	★★★★	Mar 2024	53	53.09	-	-
Philly Fed Business Indx	★★★★	Mar 2024	5.2	-2.19	-	-
S&P Global Mfg. PMI	★★★★	Mar 2024	52.2	51.57	-	-
S&P Global Svcs. PMI	★★★★	Mar 2024	52.3	51.97	-	-
JibunBK Mfg PMI Flash	★★★★	Mar 2024	47.2	-	-	-
Composite PMI	★★★★	Mar 2024	48.1	48.63	-	-
Composite PMI	★★★★	Mar 2024	46.3	46.88	-	-