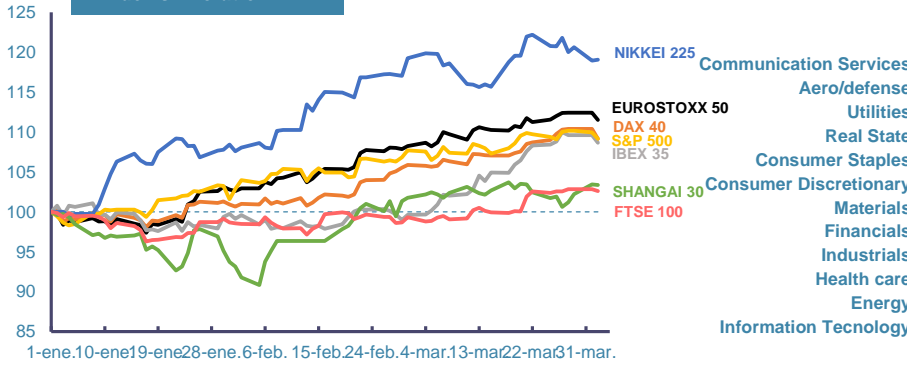
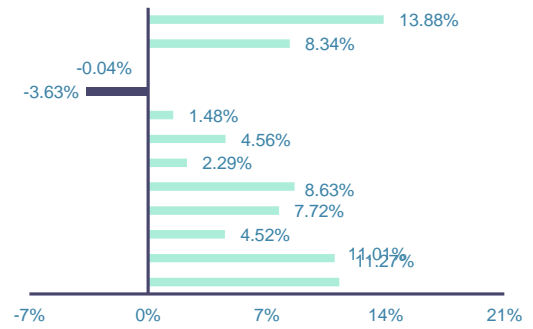


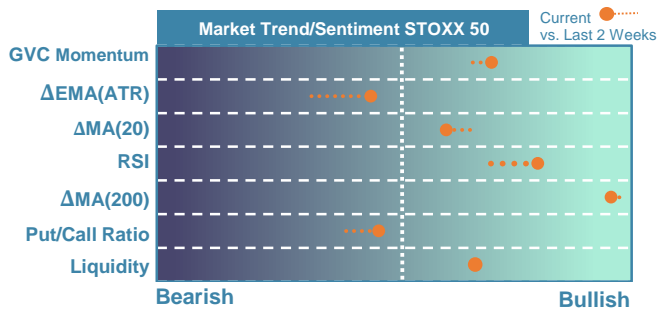
Index's Evolution YTD



MSCI World Sector Evolution YTD

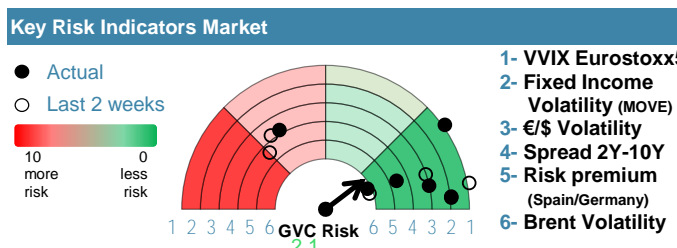


EUROPE



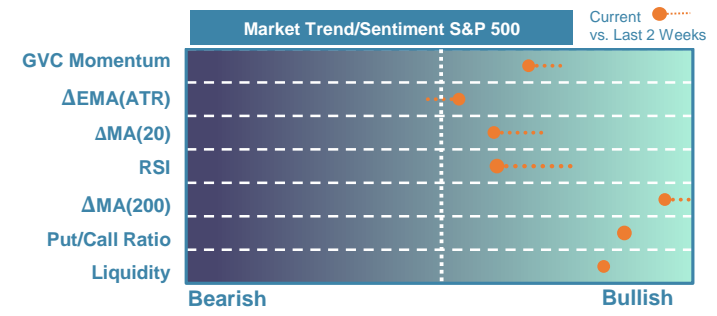
Market Index	Last	Daily Var. 22:00 PM	Future 8:39 AM	Yearly Var.
DJ Eurostoxx 50	5,042.00	-0.82%	0.08%	11.51%
DAX 40	18,283.13	-1.13%	0.06%	9.14%
CAC 40	8,130.05	-0.92%	-0.01%	7.78%
FTSE 100	7,935.09	-0.22%	-0.31%	2.61%
IBEX 35	10,975.60	-0.89%	-0.16%	8.65%

Fixed Income	Last	Daily Var.	Bip Var.	Yearly Var.
Bond Spain 10Y	3.26	3.52%	11.10	8.73%
Bond Germany 10Y	2.41	5.19%	11.90	18.83%
Bond U.K. 10Y	4.09	3.91%	15.40	15.57%
H.Yield ICE BofA	6.39	-0.52%	-	-0.31%



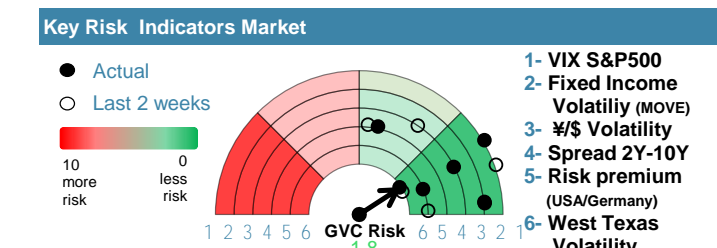
Commodities	Last	Daily Var.	Yearly Var.
Brent Oil	88.92	1.72%	15.42%
Gold	2,258.93	1.07%	9.37%
CRB Index	340.85	0.66%	13.09%
Copper (USD/LBS)	4.09	0.55%	5.10%

EEUU & ASIA



Market Index	Last	Daily Var. 22:00 PM	Future 8:39 AM	Yearly Var.
DJ Industrial	39,170.24	-1.00%	-0.16%	3.93%
S&P 500	5,205.81	-0.72%	-0.20%	9.14%
Nasdaq 100	18,121.78	-0.94%	-0.27%	7.70%
Nikkei 225	39,838.91	0.09%	-0.98%	19.05%
Shanghai 30	3,074.96	-0.08%	-1.44%	3.36%

Fixed Income	Last	Daily Var.	Bip Var.	Yearly Var.
Bond EEUU 10Y	4.36	0.69%	3.00	12.65%
Bond Japan 10Y	0.74	0.00%	0.00	18.88%
Bond China 10Y	2.30	-0.65%	-1.50	-10.90%
H.Yield ICE BofA	7.70	-2.56%	-	1.48%



Currency	Last	Daily Var.	Yearly Var.
€/€	1.08	0.24%	-2.42%
¥/\$	151.54	-0.05%	7.49%
£/€	0.86	0.16%	-1.14%
B/\$	65,514.91	-6.14%	55.95%

Region/ Event	Relevance	Period	Previous	Forecast	Actual	Impact
Unemployment Rate	★★★★★	Feb 2024	6.40%	6.43%	-	-
S&P Global Comp (f.) PMI	★★★★★	Mar 2024	52.2	-	-	-
S&P Global Svcs PMI (f.)	★★★★★	Mar 2024	51.7	-	-	-
ISM N-Mfg PMI	★★★★★	Mar 2024	52.6	52.77	-	-
Caixin Services PMI	★★★★★	Mar 2024	52.5	-	52.7	Low
JibunBK SVC PMI (f.) SA	★★★★★	Mar 2024	54.9	-	54.1	Low
HICP (Y.Y)	★★★★★	Mar 2024	2.60%	2.55%	-	-
ADP National Employment	★★★★★	Mar 2024	140.000	140.900	-	-