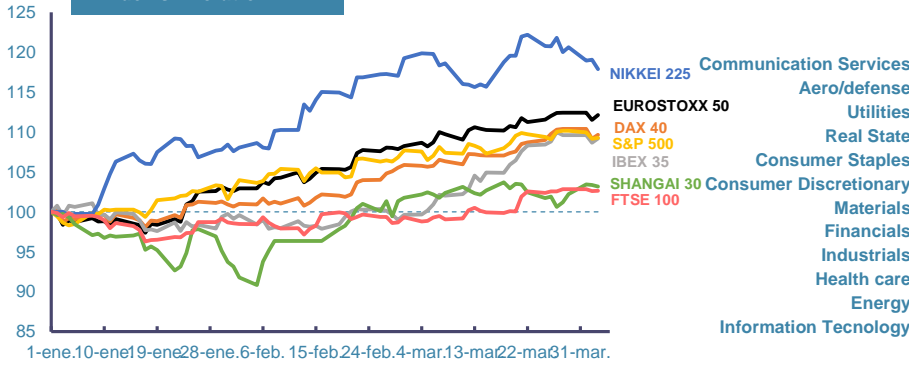
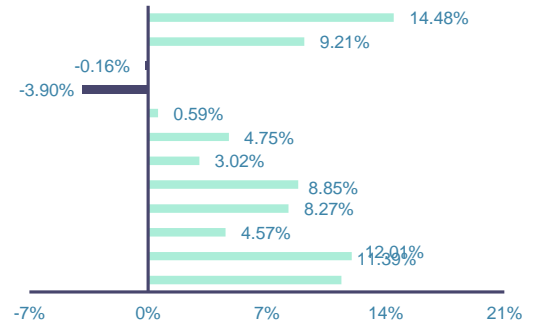


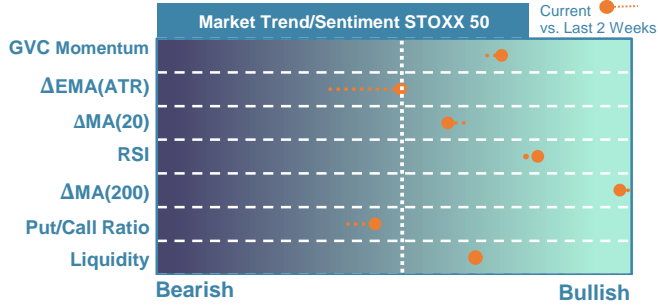
Index's Evolution YTD



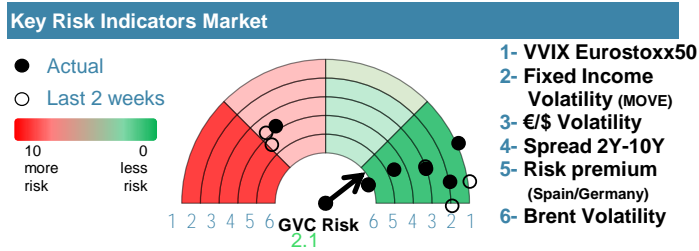
MSCI World Sector Evolution YTD



EUROPE

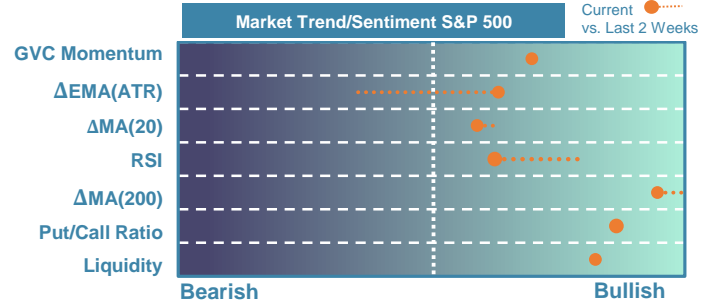


Market Index	Last	Daily Var. 22:00 PM	Future 8:35 AM	Yearly Var.
DJ Eurostoxx 50	5,069.25	0.54%	-0.10%	12.11%
DAX 40	18,367.72	0.46%	-0.17%	9.65%
CAC 40	8,153.23	0.29%	-0.04%	8.09%
FTSE 100	7,937.44	0.03%	0.04%	2.64%
IBEX 35	11,032.30	0.52%	-0.06%	9.21%
Fixed Income	Last	Daily Var.	Bip Var.	Yearly Var.
Bond Spain 10Y	3.26	0.03%	0.10	8.77%
Bond Germany 10Y	2.40	-0.46%	-1.10	18.29%
Bond U.K. 10Y	4.06	-0.76%	-3.10	14.69%
H.Yield ICE BofA	6.39	-0.76%	-	-0.30%

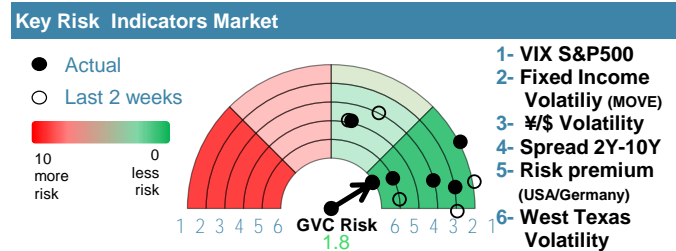


Commodities	Last	Daily Var.	Yearly Var.
Brent Oil	89.35	0.48%	15.98%
Gold	2,282.97	1.06%	10.53%
CRB Index	342.02	0.34%	13.48%
Copper (USD/LBS)	4.21	2.98%	8.24%

EEUU & ASIA



Market Index	Last	Daily Var. 22:00 PM	Future 8:35 AM	Yearly Var.
DJ Industrial	39,127.14	-0.11%	0.10%	3.81%
S&P 500	5,211.49	0.11%	0.16%	9.26%
Nasdaq 100	18,160.19	0.21%	0.26%	7.93%
Nikkei 225	39,451.85	-0.97%	0.73%	17.89%
Shanghai 30	3,069.30	-0.18%	0.70%	3.17%
Fixed Income	Last	Daily Var.	Bip Var.	Yearly Var.
Bond EEUU 10Y	4.35	-0.18%	-0.79	12.45%
Bond Japan 10Y	0.77	3.37%	2.50	22.88%
Bond China 10Y	2.29	-0.22%	-0.50	-11.09%
H.Yield ICE BofA	7.68	-1.20%	-	2.63%



Currency	Last	Daily Var.	Yearly Var.
€/\$	1.08	0.62%	-1.82%
¥/\$	151.60	0.03%	7.53%
£/€	0.86	0.12%	-1.03%
B/\$	66,171.00	1.00%	57.51%

Region/ Event	Relevance	Period	Previous	Forecast	Actual	Impact
S&P Glob. Comp (f.) PMI	★★★★★	Mar 2024	47.4	47.42	-	-
S&P Glob. Comp (f.) PMI	★★★★★	Mar 2024	47.7	47.71	-	-
S&P Glob. Comp (f.) PMI	★★★★★	Mar 2024	49.9	49.91	-	-
Reserve Assets Total	★★★★★	Mar 2024	183951.87M	-	-	-
International Trade \$	★★★★★	Feb 2024	-67400M	-67600M	-	-
Initial Jobless	★★★★★	W 30 Mar	210K	211.7K	-	-
S&P Glob. Serv. (f.) PMI	★★★★★	Mar 2024	51.1	51.08	-	-
Producer Prices (Y.Y)	★★★	Feb 2024	-8.60%	-8.62%	-	-
Producer Prices (M.M)	★★★	Feb 2024	-0.90%	-0.72%	-	-