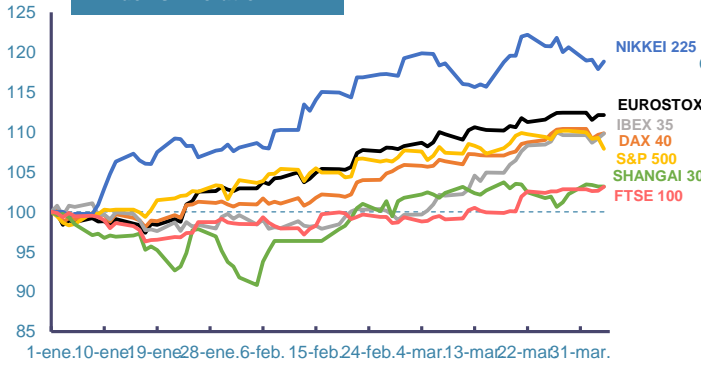
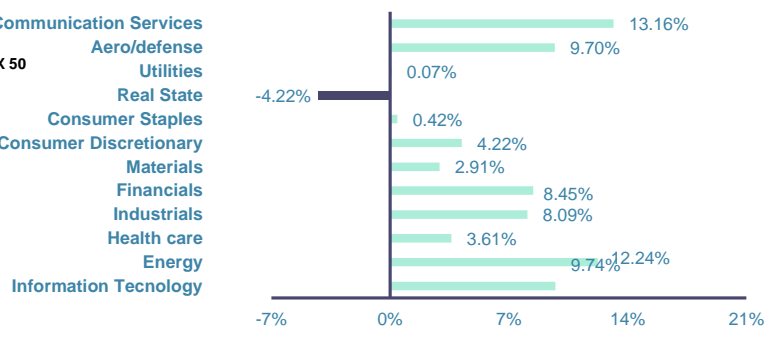


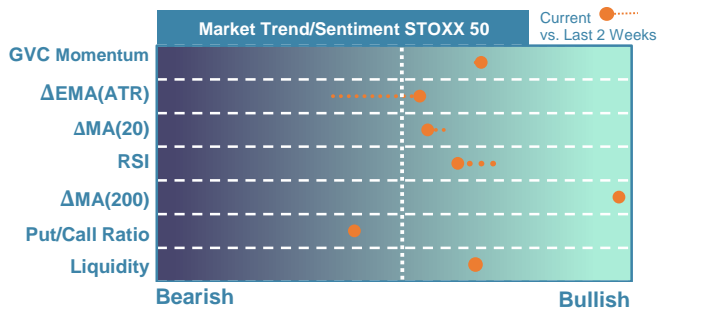
### Index's Evolution YTD



### MSCI World Sector Evolution YTD



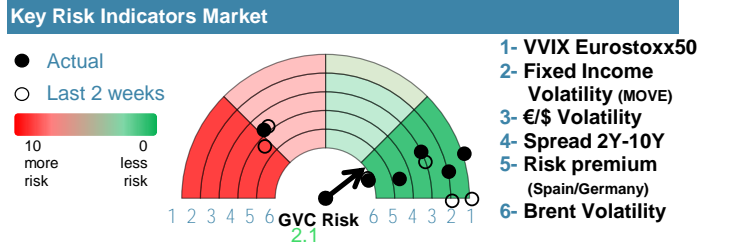
## EUROPE



Market Index	Last	Daily Var. 22:00 PM	Future 8:40 AM	Yearly Var.
DJ Eurostoxx 50	5,070.76	0.03%	-1.47%	12.14%
DAX 40	18,403.13	0.19%	-1.24%	9.86%
CAC 40	8,151.55	-0.02%	-1.42%	8.07%
FTSE 100	7,975.89	0.48%	-1.04%	3.14%
IBEX 35	11,090.90	0.53%	-1.48%	9.79%

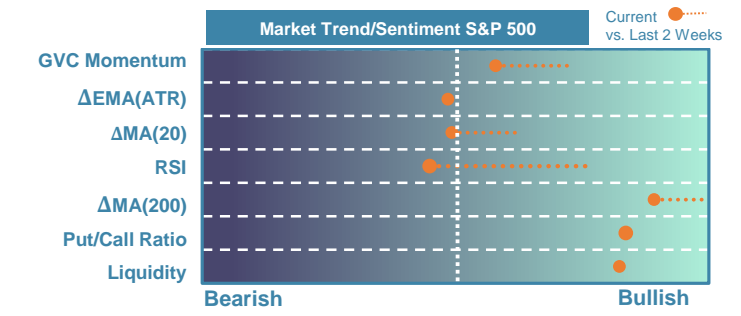
  

Fixed Income	Last	Daily Var.	Bip Var.	Yearly Var.
Bond Spain 10Y	3.19	-2.27%	-7.40	6.30%
Bond Germany 10Y	2.36	-1.75%	-4.20	16.22%
Bond U.K. 10Y	4.02	-0.86%	-3.50	13.70%
H.Yield ICE BofA	6.39	0.47%	-	0.20%



Commodities	Last	Daily Var.	Yearly Var.
Brent Oil	90.65	1.45%	17.67%
Gold	2,292.47	0.42%	10.99%
CRB Index	343.39	0.40%	13.93%
Copper (USD/LBS)	4.27	1.31%	9.65%

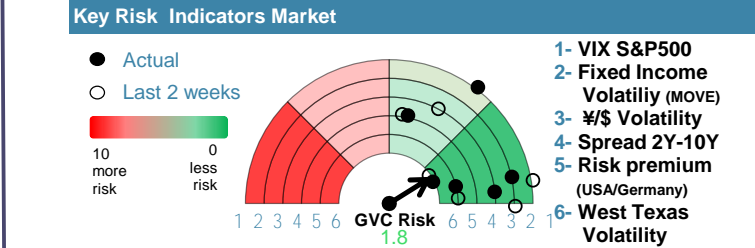
## EEUU & ASIA



Market Index	Last	Daily Var. 22:00 PM	Future 8:40 AM	Yearly Var.
DJ Industrial	38,596.98	-1.35%	0.11%	2.41%
S&P 500	5,147.21	-1.23%	0.21%	7.91%
Nasdaq 100	17,878.78	-1.55%	0.23%	6.26%
Nikkei 225	39,773.14	0.81%	-2.11%	18.85%
Shanghai 30	3,069.30	0.00%	-0.25%	3.17%

Fixed Income	Last	Daily Var.	Bip Var.	Yearly Var.
Bond EEUU 10Y	4.30	-1.01%	-4.38	11.31%
Bond Japan 10Y	0.77	0.00%	0.00	22.88%
Bond China 10Y	2.29	0.00%	0.00	-11.09%
H.Yield ICE BofA	7.64	0.67%	-	4.14%



Currency	Last	Daily Var.	Yearly Var.
€/\$	1.08	0.01%	-1.81%
¥/\$	151.30	-0.20%	7.31%
£/€	0.86	0.02%	-1.00%
B/\$	68,510.00	3.53%	63.08%

Region/ Event	Relevance	Period	Previous	Forecast	Actual	Impact
Non-Farm Payrolls	★★★★	Mar 2024	275.000	208.400	-	-
Unemployment Rate	★★★★	Mar 2024	3.90%	3.85%	-	-
Average Earnings (Y.Y)	★★★★	Mar 2024	4.30%	4.10%	-	-
Consumer Credit	★★★	Feb 2024	19.490M	14.492M	-	-
Industrial Output (Y.Y)	★★★	Feb 2024	-0.60%	-0.40%	-	-
Retail Sales (Y.Y)	★★★	Feb 2024	-1%	-1.09%	-	-
Import Prices (Y.Y)	★★★	Feb 2024	-5.90%	-4.38%	-4.90%	Neutral