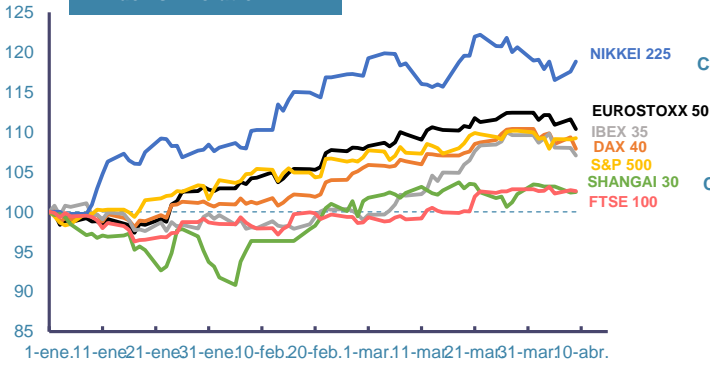
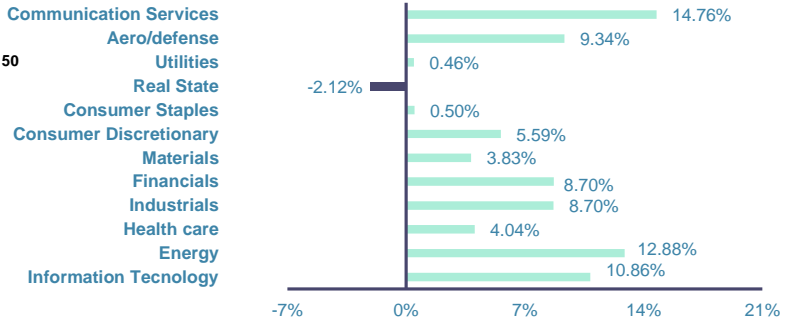


Index's Evolution YTD

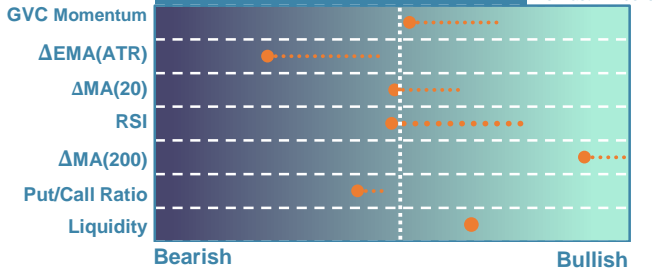


MSCI World Sector Evolution YTD



EUROPE

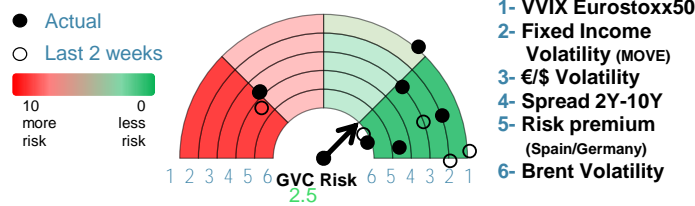
Market Trend/Sentiment STOXX 50



Market Index	Last	Daily Var. 22:00 PM	Future 9:31 AM	Yearly Var.
DJ Eurostoxx 50	4,990.90	-1.09%	0.16%	10.38%
DAX 40	18,076.69	-1.32%	-0.07%	7.91%
CAC 40	8,049.17	-0.86%	0.37%	6.71%
FTSE 100	7,934.79	-0.11%	0.16%	2.61%
IBEX 35	10,816.00	-0.88%	-0.19%	7.07%

Fixed Income	Last	Daily Var.	Bip Var.	Yearly Var.
Bond Spain 10Y	3.18	-2.36%	-7.70	6.03%
Bond Germany 10Y	2.37	-2.95%	-7.20	16.71%
Bond U.K. 10Y	4.03	-1.42%	-5.80	13.90%
H.Yield ICE BofA	6.39	-0.09%	-	0.28%

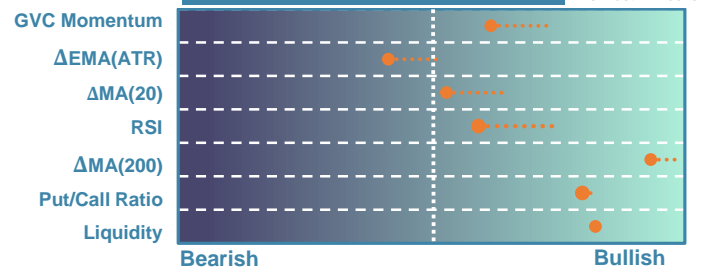
Key Risk Indicators Market



Commodities	Last	Daily Var.	Yearly Var.
Brent Oil	89.42	-1.06%	16.07%
Gold	2,346.17	0.68%	13.59%
CRB Index	344.09	-0.24%	14.16%
Copper (USD/LBS)	4.30	0.16%	10.40%

EEUU & ASIA

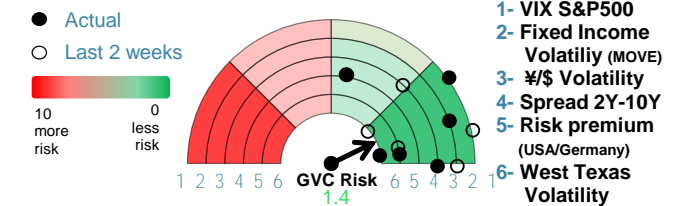
Market Trend/Sentiment S&P 500



Market Index	Last	Daily Var. 22:00 PM	Future 9:31 AM	Yearly Var.
DJ Industrial	38,883.67	-0.02%	-0.02%	3.17%
S&P 500	5,209.91	0.14%	-0.01%	9.23%
Nasdaq 100	18,169.90	0.39%	0.06%	7.99%
Nikkei 225	39,773.13	1.08%	0.00%	18.85%
Shanghai 30	3,048.54	0.05%	-0.15%	2.47%

Fixed Income	Last	Daily Var.	Bip Var.	Yearly Var.
Bond EEUU 10Y	4.37	-1.27%	-5.62	12.92%
Bond Japan 10Y	0.78	-0.51%	-0.40	24.96%
Bond China 10Y	2.29	0.09%	0.20	-11.21%
H.Yield ICE BofA	7.81	-2.29%	-	3.32%

Key Risk Indicators Market



Currency	Last	Daily Var.	Yearly Var.
€/\$	1.09	-0.02%	-1.63%
¥/\$	151.75	-0.04%	7.64%
£/€	0.86	-0.18%	-1.15%
B/\$	69,153.81	-3.57%	64.61%

Region/ Event	Relevance	Period	Previous	Forecast	Actual	Impact
Initial Jobless	★★★★	W 06 Apr	221.000	216.300	-	-
PPI (Y.Y)	★★★★	Mar 2024	-2.70%	-2.79%	-2.80%	Low
CPI (Y.Y)	★★★★	Mar 2024	0.70%	0.36%	0.10%	Low
ECB Deposit Rate	★★★★	Apr 2024	4%	4%	-	-
ECB Refinancing Rate	★★★★	Apr 2024	4.50%	4.50%	-	-
PPI Final Demand (M.M)	★★★	Mar 2024	0.60%	0.28%	-	-
Industrial Output (Y.Y)	★★★	Feb 2024	-3.40%	-	-	-