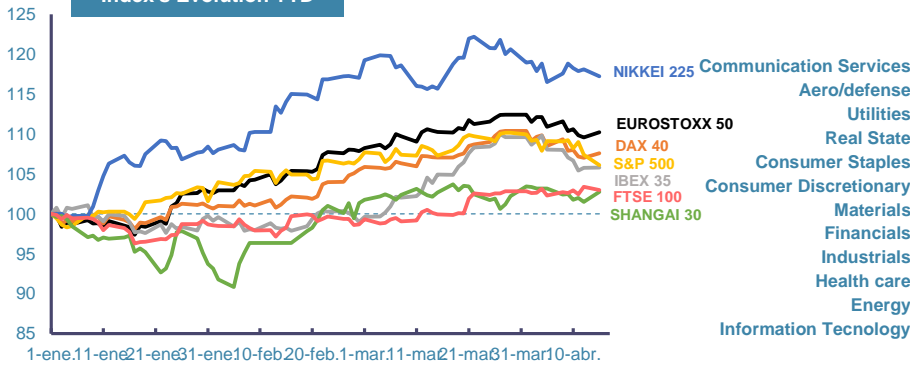
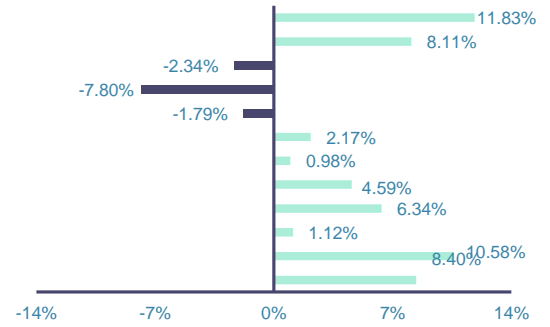


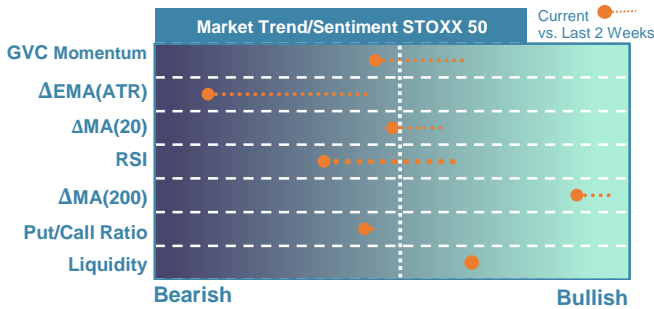
Index's Evolution YTD



MSCI World Sector Evolution YTD

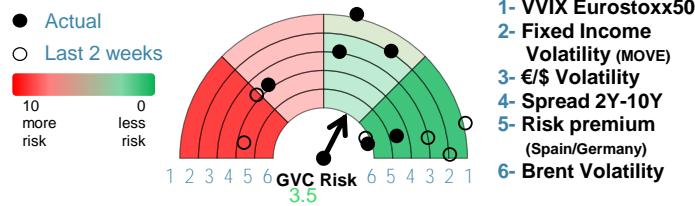


EUROPE



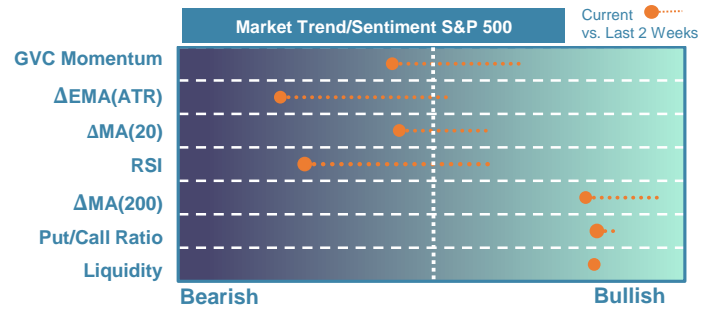
Market Index	Last	Daily Var. 22:00 PM	Future 8:42 AM	Yearly Var.
DJ Eurostoxx 50	4,984.48	0.60%	-1.48%	10.24%
DAX 40	18,026.58	0.54%	-1.23%	7.61%
CAC 40	8,045.11	0.43%	-1.49%	6.65%
FTSE 100	7,965.53	-0.38%	-1.28%	3.00%
IBEX 35	10,687.20	0.01%	-1.02%	5.79%
Fixed Income	Last	Daily Var.	Bip Var.	Yearly Var.
Bond Spain 10Y	3.27	2.61%	8.30	8.93%
Bond Germany 10Y	2.43	3.05%	7.20	19.81%
Bond U.K. 10Y	4.24	2.51%	10.40	19.89%
H.Yield ICE BofA	6.39	-0.57%	-	1.55%

Key Risk Indicators Market



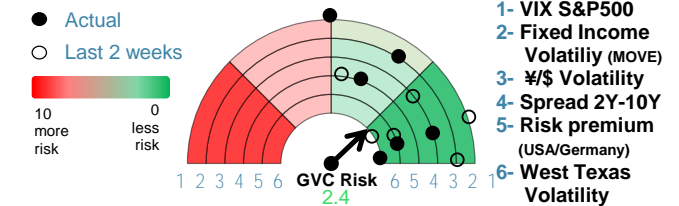
Commodities	Last	Daily Var.	Yearly Var.
Brent Oil	90.10	-0.39%	16.95%
Gold	2,346.20	-2.77%	13.59%
CRB Index	346.08	0.15%	14.82%
Copper (USD/LBS)	4.39	2.72%	12.90%

EEUU & ASIA



Market Index	Last	Daily Var. 22:00 PM	Future 8:42 AM	Yearly Var.
DJ Industrial	37,735.11	-0.65%	-0.28%	0.12%
S&P 500	5,061.82	-1.20%	-0.28%	6.12%
Nasdaq 100	17,706.83	-1.65%	-0.25%	5.24%
Nikkei 225	39,232.80	-0.74%	-2.14%	17.24%
Shanghai 30	3,057.38	1.26%	-1.90%	2.77%
Fixed Income	Last	Daily Var.	Bip Var.	Yearly Var.
Bond EEUU 10Y	4.62	2.13%	9.62	19.39%
Bond Japan 10Y	0.87	1.99%	1.70	39.20%
Bond China 10Y	2.28	-0.09%	-0.20	-11.56%
H.Yield ICE BofA	7.99	-0.95%	-	7.06%

Key Risk Indicators Market



Currency	Last	Daily Var.	Yearly Var.
€/€	1.06	-0.18%	-3.74%
¥/\$	154.16	0.60%	9.35%
£/€	0.85	-0.15%	-1.50%
B/\$	63,453.56	-5.50%	51.04%

Region/ Event	Relevance	Period	Previous	Forecast	Actual	Impact
ZEW Current Cond.	★★★★	Apr 2024	-80.5	-75.57	-	-
ZEW Economic Sent.	★★★★	Apr 2024	31.7	38.25	-	-
Unemployment Rate	★★★★	Feb 2024	3.90%	3.97%	4.20%	Low
Industrial Prod. (M.M)	★★★★	Mar 2024	0.10%	0.39%	-	-
Housing Starts Number	★★★★	Mar 2024	1.521	1.4835	-	-
Retail Sales (Y.Y)	★★★★	Mar 2024	5.50%	4.40%	4.70%	Low
GDP (Y.Y)	★★★★	Q1 2024	5.20%	4.74%	5.30%	Medium
Total Trade Balance	★★★★	Feb 2024	28000M	-	-	-
CPI (f.) (Y.Y)	★★★★	Mar 2024	1.30%	1.32%	-	-