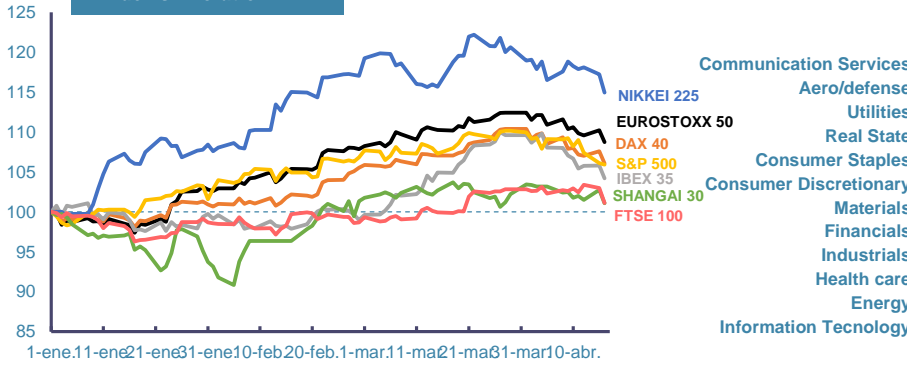
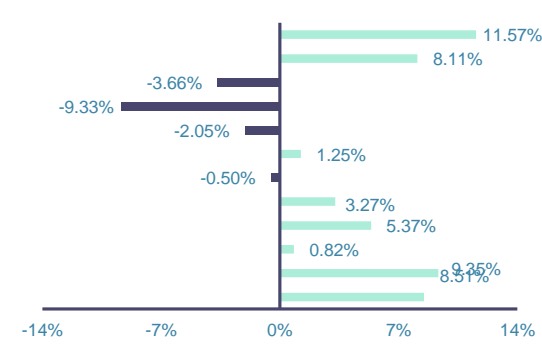


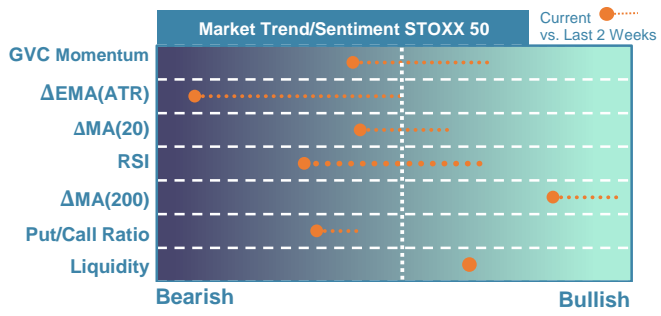
Index's Evolution YTD



MSCI World Sector Evolution YTD

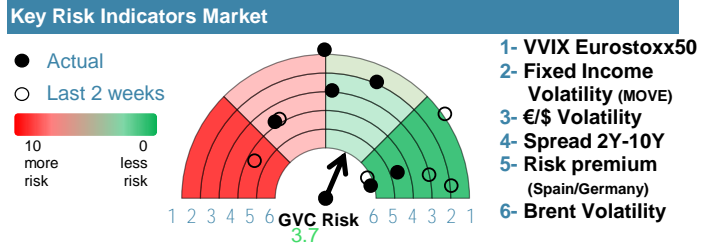


EUROPE

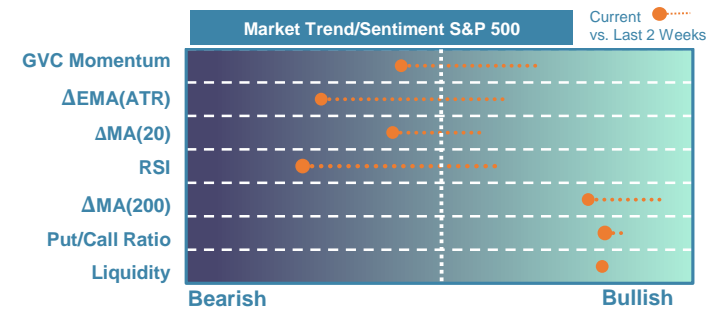


Market Index	Last	Daily Var. 22:00 PM	Future 8:37 AM	Yearly Var.
DJ Eurostoxx 50	4,916.99	-1.35%	-0.29%	8.74%
DAX 40	17,766.23	-1.44%	-0.01%	6.06%
CAC 40	7,932.61	-1.40%	0.16%	5.16%
FTSE 100	7,820.36	-1.82%	-0.08%	1.13%
IBEX 35	10,526.90	-1.50%	0.00%	4.21%

Fixed Income	Last	Daily Var.	Bip Var.	Yearly Var.
Bond Spain 10Y	3.33	1.93%	6.30	11.03%
Bond Germany 10Y	2.49	2.26%	5.50	22.52%
Bond U.K. 10Y	4.30	1.39%	5.90	21.56%
H.Yield ICE BofA	6.39	-2.28%	-	2.13%

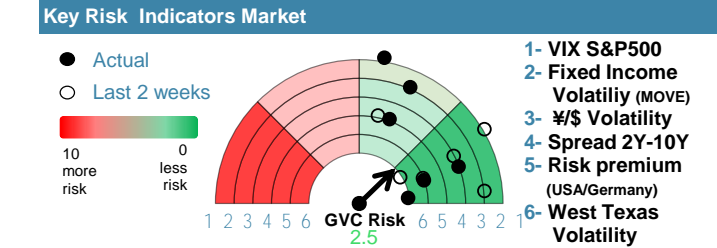


EEUU & ASIA



Market Index	Last	Daily Var. 22:00 PM	Future 8:37 AM	Yearly Var.
DJ Industrial	37,798.97	0.17%	-0.09%	0.29%
S&P 500	5,051.41	-0.21%	-0.17%	5.90%
Nasdaq 100	17,713.66	0.04%	-0.32%	5.28%
Nikkei 225	38,471.20	-1.94%	-1.43%	14.96%
Shanghai 30	3,007.07	-1.65%	-0.47%	1.08%

Fixed Income	Last	Daily Var.	Bip Var.	Yearly Var.
Bond EEUU 10Y	4.66	1.03%	4.75	20.62%
Bond Japan 10Y	0.87	-0.35%	-0.30	38.72%
Bond China 10Y	2.28	-0.22%	-0.50	-11.75%
H.Yield ICE BofA	8.12	-1.61%	-	8.09%



Commodities	Last	Daily Var.	Yearly Var.
Brent Oil	90.02	-0.09%	16.85%
Gold	2,386.23	1.71%	15.53%
CRB Index	344.57	-0.44%	14.32%
Copper (USD/LBS)	4.32	-1.64%	11.05%

Currency	Last	Daily Var.	Yearly Var.
€/\$	1.06	-0.05%	-3.79%
¥/\$	154.68	0.34%	9.72%
£/€	0.85	0.11%	-1.40%
B/\$	63,829.22	0.59%	51.94%

Region/ Event	Relevance	Period	Previous	Forecast	Actual	Impact
CPI (f.) (Y.Y)	★★★★	Mar 2024	3.40%	3.06%	3.20%	Low
HICP Final (Y.Y)	★★★★	Mar 2024	2.40%	2.40%	-	-
PPI Input prices (Y.Y)	★★★	Mar 2024	-2.70%	-	-2.50%	Low
PPI Output prices (Y.Y)	★★★	Mar 2024	0.40%	0.56%	0.60%	Low