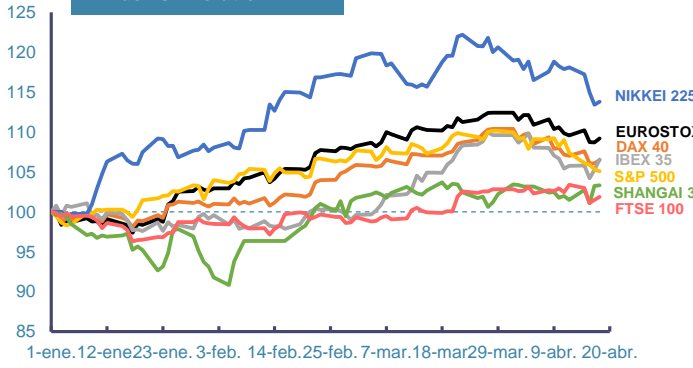
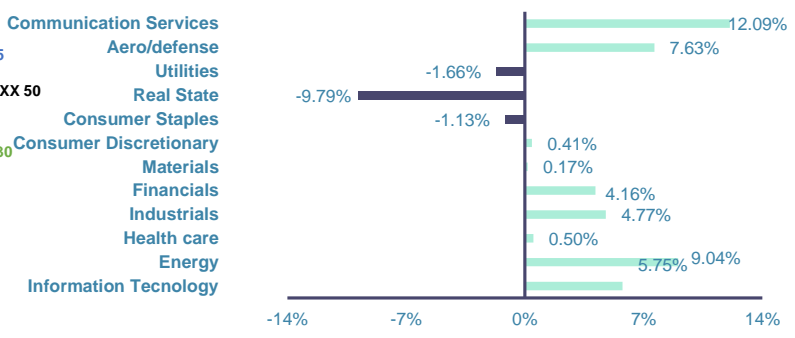


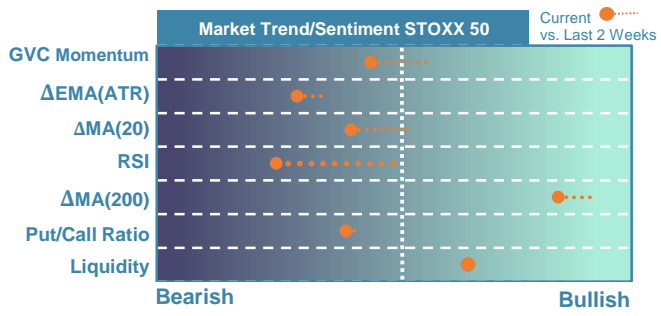
Index's Evolution YTD



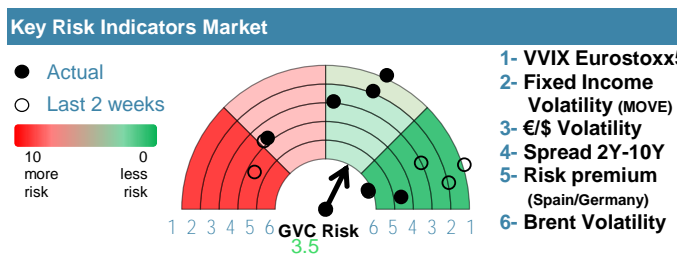
MSCI World Sector Evolution YTD



EUROPE

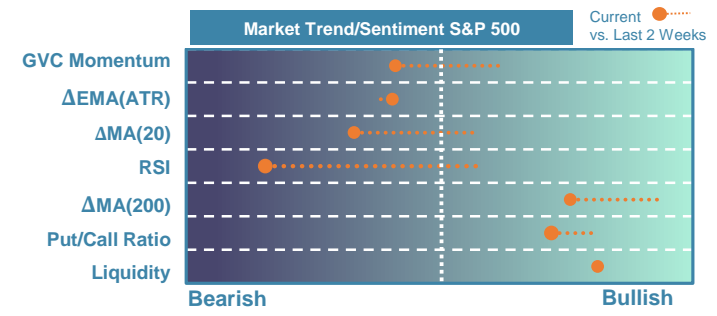


Market Index	Last	Daily Var. 22:00 PM	Future 8:43 AM	Yearly Var.
DJ Eurostoxx 50	4,936.57	0.46%	-1.02%	9.18%
DAX 40	17,837.40	0.38%	-1.06%	6.48%
CAC 40	8,023.26	0.52%	-0.60%	6.36%
FTSE 100	7,877.05	0.37%	-0.63%	1.86%
IBEX 35	10,765.00	1.23%	-0.99%	6.56%
Fixed Income	Last	Daily Var.	Bip Var.	Yearly Var.
Bond Spain 10Y	3.31	0.15%	0.50	10.30%
Bond Germany 10Y	2.49	0.89%	2.20	22.87%
Bond U.K. 10Y	4.27	0.19%	0.80	20.77%
H.Yield ICE BofA	6.39	0.20%	-	3.76%

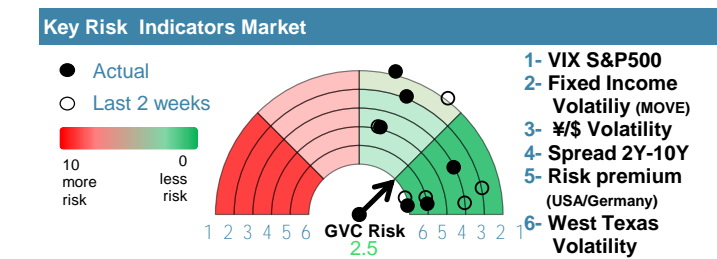


Commodities	Last	Daily Var.	Yearly Var.
Brent Oil	87.11	-0.21%	13.07%
Gold	2,381.02	-0.38%	15.28%
CRB Index	343.23	0.41%	13.88%
Copper (USD/LBS)	4.45	2.33%	14.47%

EEUU & ASIA



Market Index	Last	Daily Var. 22:00 PM	Future 8:43 AM	Yearly Var.
DJ Industrial	37,775.38	0.06%	-0.46%	0.23%
S&P 500	5,011.12	-0.22%	-0.57%	5.06%
Nasdaq 100	17,394.31	-0.57%	-0.76%	3.38%
Nikkei 225	38,079.70	0.31%	-2.80%	13.79%
Shanghai 30	3,074.22	0.09%	-1.07%	3.34%
Fixed Income	Last	Daily Var.	Bip Var.	Yearly Var.
Bond EEUU 10Y	4.63	1.06%	4.87	19.87%
Bond Japan 10Y	0.87	-1.36%	-1.20	38.88%
Bond China 10Y	2.26	-0.18%	-0.40	-12.25%
H.Yield ICE BofA	8.13	-0.27%	-	9.78%



Currency	Last	Daily Var.	Yearly Var.
€/\$	1.06	-0.27%	-3.56%
¥/\$	154.65	0.23%	9.69%
£/€	0.86	0.23%	-1.19%
B/\$	63,473.89	3.53%	51.09%

Region/ Event	Relevance	Period	Previous	Forecast	Actual	Impact
Producer Prices (Y.Y)	★★★	Mar 2024	-4.10%	-3.18%	-2.90%	Low
Producer Prices (M.M)	★★★	Mar 2024	-0.40%	0.02%	0.20%	Low
Retail Sales (M.M)	★★★★	Mar 2024	0%	0.19%	0%	Neutral
Retail Sales (Y.Y)	★★★★	Mar 2024	-0.40%	0.66%	0.80%	Medium