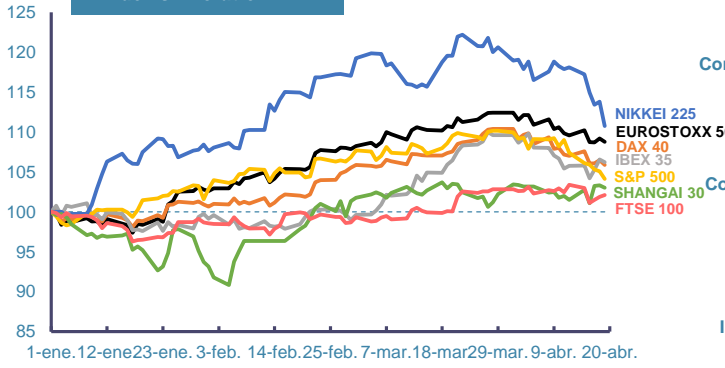
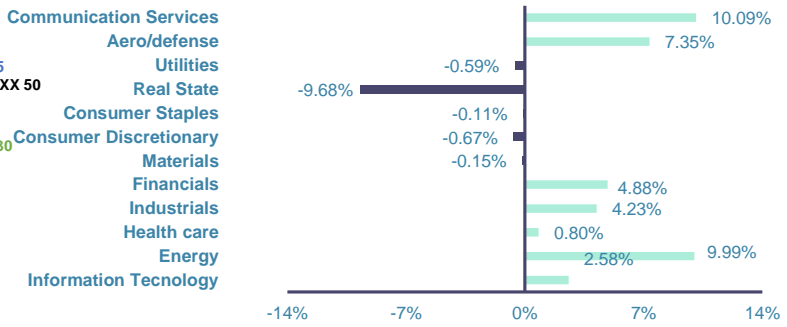


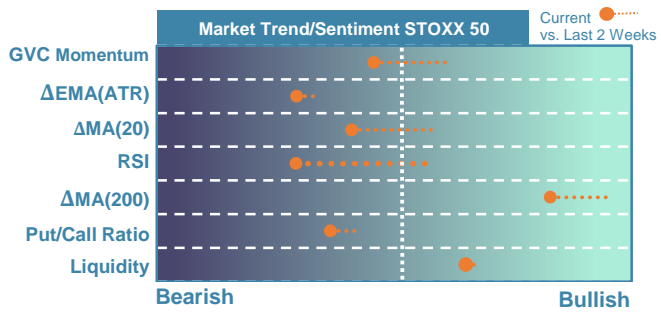
Index's Evolution YTD



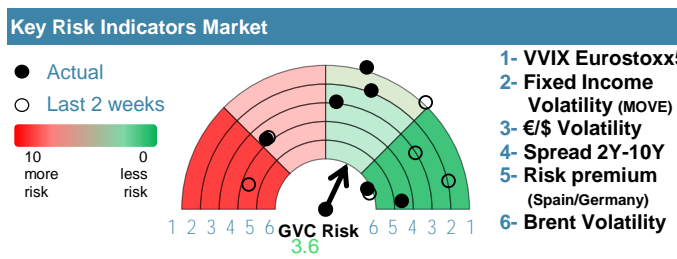
MSCI World Sector Evolution YTD



EUROPE

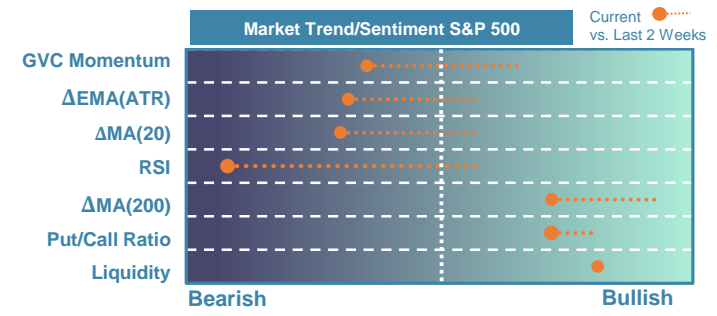


| Market Index | Last | Daily Var. 22:00 PM | Future 8:37 AM | Yearly Var. |
|------------------|-----------|---------------------|----------------|-------------|
| DJ Eurostoxx 50 | 4,918.09 | -0.37% | 0.58% | 8.77% |
| DAX 40 | 17,737.36 | -0.56% | 0.49% | 5.88% |
| CAC 40 | 8,022.41 | -0.01% | 0.75% | 6.35% |
| FTSE 100 | 7,895.85 | 0.24% | 1.13% | 2.10% |
| IBEX 35 | 10,729.50 | -0.33% | 0.00% | 6.21% |
| Fixed Income | Last | Daily Var. | Bip Var. | Yearly Var. |
| Bond Spain 10Y | 3.31 | 0.12% | 0.40 | 10.43% |
| Bond Germany 10Y | 2.51 | 0.48% | 1.20 | 23.46% |
| Bond U.K. 10Y | 4.23 | -0.94% | -4.00 | 19.64% |
| H.Yield ICE BofA | 6.39 | -0.08% | - | 3.56% |

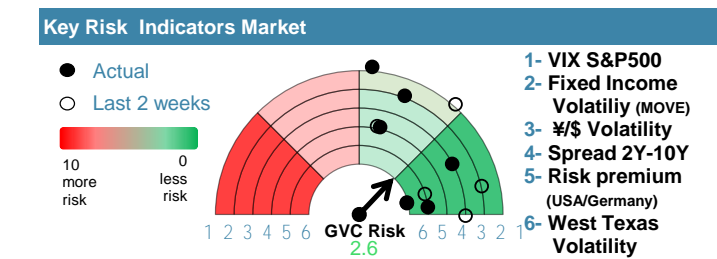


| Commodities | Last | Daily Var. | Yearly Var. |
|------------------|----------|------------|-------------|
| Brent Oil | 87.29 | 0.21% | 13.30% |
| Gold | 2,394.05 | 0.55% | 15.91% |
| CRB Index | 346.24 | 0.88% | 14.88% |
| Copper (USD/LBS) | 4.51 | 1.36% | 16.03% |

EEUU & ASIA



| Market Index | Last | Daily Var. 22:00 PM | Future 8:37 AM | Yearly Var. |
|------------------|-----------|---------------------|----------------|-------------|
| DJ Industrial | 37,986.40 | 0.56% | 0.38% | 0.79% |
| S&P 500 | 4,967.23 | -0.88% | 0.47% | 4.14% |
| Nasdaq 100 | 17,037.65 | -2.05% | 0.65% | 1.26% |
| Nikkei 225 | 37,068.35 | -2.66% | 0.89% | 10.77% |
| Shanghai 30 | 3,065.26 | -0.29% | 1.46% | 3.04% |
| Fixed Income | Last | Daily Var. | Bip Var. | Yearly Var. |
| Bond EEUU 10Y | 4.62 | -0.42% | -1.95 | 19.36% |
| Bond Japan 10Y | 0.84 | -3.11% | -2.70 | 34.56% |
| Bond China 10Y | 2.26 | -0.31% | -0.70 | -12.52% |
| H.Yield ICE BofA | 8.10 | 0.44% | - | 10.08% |



| Currency | Last | Daily Var. | Yearly Var. |
|----------|-----------|------------|-------------|
| €/€ | 1.07 | 0.11% | -3.46% |
| ¥/\$ | 154.61 | -0.03% | 9.66% |
| £/€ | 0.86 | 0.23% | -0.97% |
| B/\$ | 63,933.05 | 0.72% | 52.19% |

| Region/ Event | Relevance | Period | Previous | Forecast | Actual | Impact |
|------------------------|-----------|----------|----------|----------|--------|--------|
| Consumer Confid. Flash | ★★★★ | Apr 2024 | -14.9 | -14.38 | - | - |