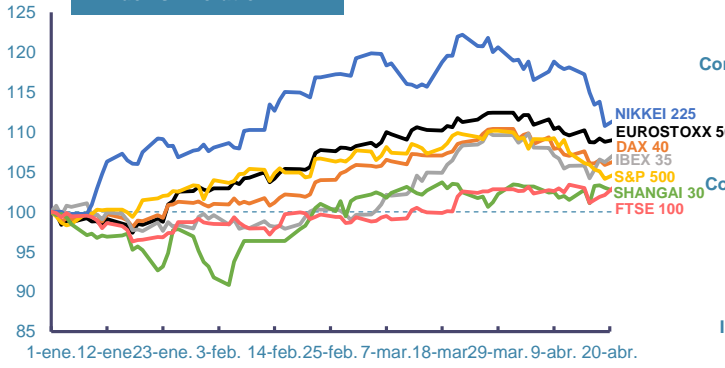
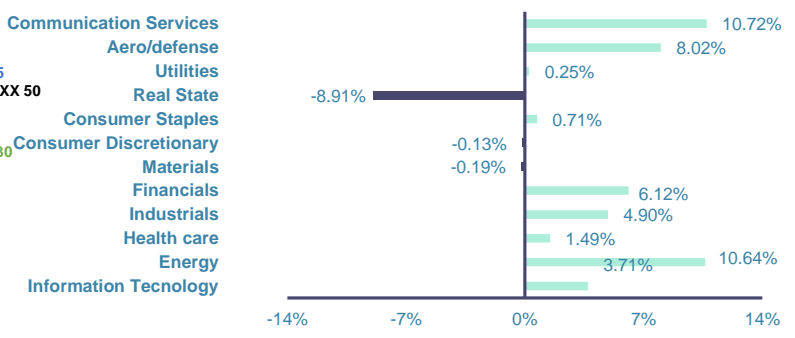


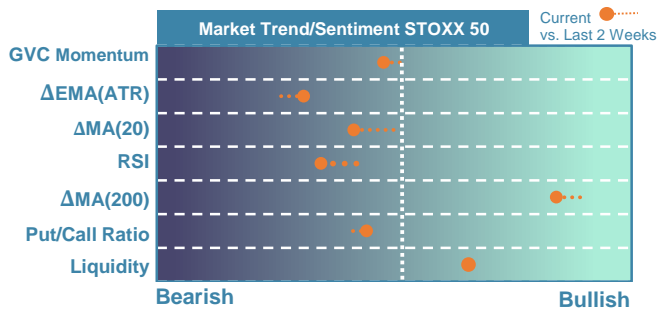
Index's Evolution YTD



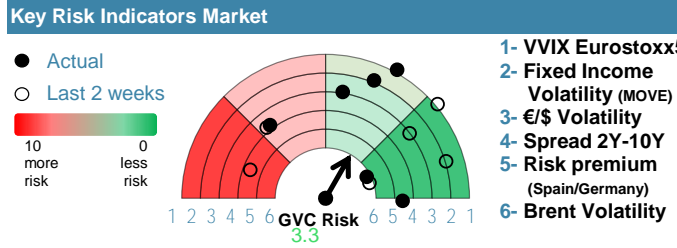
MSCI World Sector Evolution YTD



EUROPE

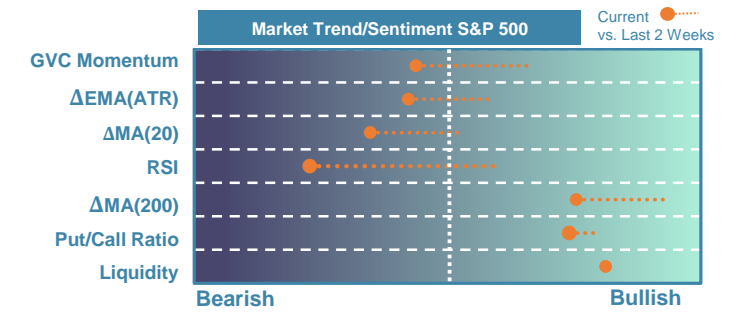


Market Index	Last	Daily Var. 22:00 PM	Future 9:01 AM	Yearly Var.
DJ Eurostoxx 50	4,936.85	0.38%	0.51%	9.18%
DAX 40	17,860.80	0.70%	0.63%	6.62%
CAC 40	8,040.36	0.22%	0.35%	6.59%
FTSE 100	8,023.87	1.62%	0.47%	3.76%
IBEX 35	10,890.20	1.50%	0.13%	7.80%
Fixed Income	Last	Daily Var.	Bip Var.	Yearly Var.
Bond Spain 10Y	3.27	-1.42%	-4.70	8.87%
Bond Germany 10Y	2.49	-0.56%	-1.40	22.77%
Bond U.K. 10Y	4.21	-0.57%	-2.40	18.96%
H.Yield ICE BofA	6.39	0.72%	-	3.63%

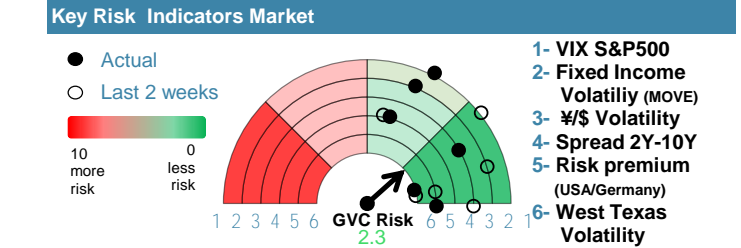


Commodities	Last	Daily Var.	Yearly Var.
Brent Oil	87.00	-0.33%	12.93%
Gold	2,336.49	-2.40%	13.12%
CRB Index	346.35	0.03%	14.91%
Copper (USD/LBS)	4.49	-0.45%	15.50%

EEUU & ASIA



Market Index	Last	Daily Var. 22:00 PM	Future 9:01 AM	Yearly Var.
DJ Industrial	38,239.98	0.67%	-0.01%	1.46%
S&P 500	5,010.60	0.87%	-0.02%	5.05%
Nasdaq 100	17,210.89	1.02%	-0.08%	2.29%
Nikkei 225	37,438.61	1.00%	0.32%	11.88%
Shanghai 30	3,044.60	-0.67%	2.01%	2.34%
Fixed Income	Last	Daily Var.	Bip Var.	Yearly Var.
Bond EEUU 10Y	4.62	0.05%	0.22	19.42%
Bond Japan 10Y	0.89	5.95%	5.00	42.56%
Bond China 10Y	2.25	-0.31%	-0.70	-12.80%
H.Yield ICE BofA	8.01	1.09%	-	9.60%



Currency	Last	Daily Var.	Yearly Var.
€/€	1.07	-0.01%	-3.47%
¥/\$	154.82	0.14%	9.82%
£/€	0.86	0.59%	-0.38%
B/\$	66,872.69	4.60%	59.18%

Region/ Event	Relevance	Period	Previous	Forecast	Actual	Impact
S&P Global Comp. PMI	★★★★	Apr 2024	50.3	50.77	-	-
Composite PMI	★★★★	Apr 2024	52.8	52.7	-	-
S&P Global Mfg. PMI	★★★★	Apr 2024	51.9	51.87	-	-
S&P Global Svcs. PMI	★★★★	Apr 2024	51.7	51.74	-	-
JibunBK Mfg PMI Flash	★★★★	Apr 2024	48.2	-	49.9	-
Build Permits R Number	★	Mar 2024	1.46M	-	-	-
New Home Sales-Units	★★★★	Mar 2024	0.66M	0.67M	-	-
Composite PMI	★★★★	Apr 2024	48.3	49.49	-	-
Composite PMI	★★★★	Apr 2024	47.7	48.64	-	-