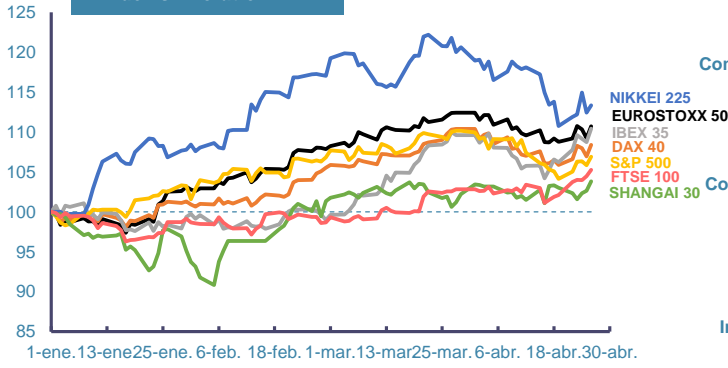
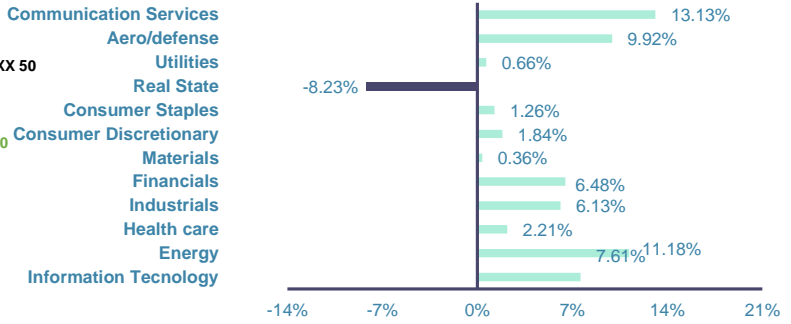


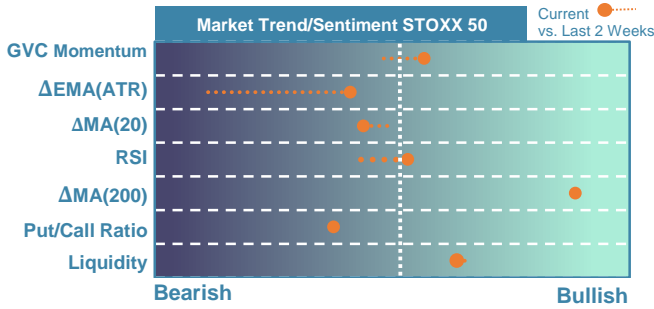
**Index's Evolution YTD**



**MSCI World Sector Evolution YTD**

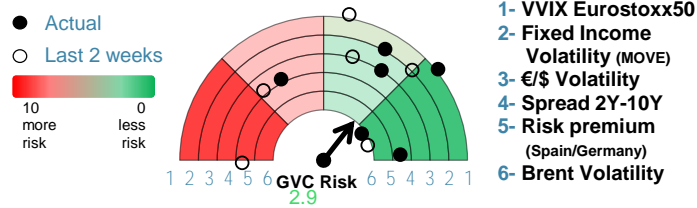


**EUROPE**

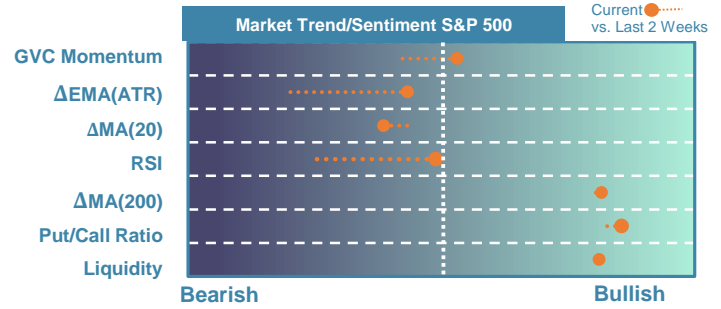


Market Index	Last	Daily Var. 22:00 PM	Future 8:34 AM	Yearly Var.
DJ Eurostoxx 50	5,006.85	1.37%	0.50%	10.73%
DAX 40	18,161.01	1.36%	0.33%	8.41%
CAC 40	8,088.24	0.89%	0.49%	7.23%
FTSE 100	8,139.83	0.75%	0.52%	5.26%
IBEX 35	11,154.60	1.56%	0.56%	10.42%
Fixed Income	Last	Daily Var.	Bip Var.	Yearly Var.
Bond Spain 10Y	3.36	-1.87%	-6.40	12.00%
Bond Germany 10Y	2.57	-1.91%	-5.00	26.86%
Bond U.K. 10Y	4.33	-0.94%	-4.10	22.29%
H.Yield ICE BofA	6.39	0.37%	-	3.21%

**Key Risk Indicators Market**

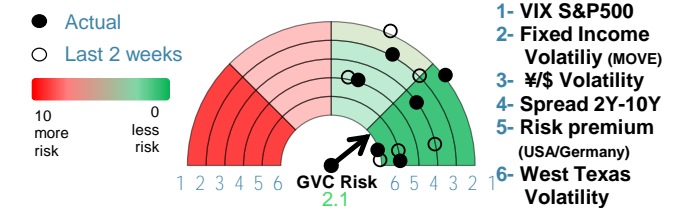


**EEUU & ASIA**



Market Index	Last	Daily Var. 22:00 PM	Future 8:34 AM	Yearly Var.
DJ Industrial	38,239.66	0.40%	0.24%	1.46%
S&P 500	5,099.96	1.02%	0.23%	6.92%
Nasdaq 100	17,718.30	1.65%	0.34%	5.30%
Nikkei 225	37,934.76	0.81%	1.69%	13.36%
Shanghai 30	3,088.64	1.17%	0.57%	3.82%
Fixed Income	Last	Daily Var.	Bip Var.	Yearly Var.
Bond EEUU 10Y	4.67	-0.70%	-3.27	20.78%
Bond Japan 10Y	0.90	0.00%	0.00	43.36%
Bond China 10Y	2.21	-2.69%	-6.10	-14.42%
H.Yield ICE BofA	7.91	1.20%	-	8.31%

**Key Risk Indicators Market**



Commodities	Last	Daily Var.	Yearly Var.
Brent Oil	89.50	0.55%	16.17%
Gold	2,333.34	-0.05%	12.97%
CRB Index	345.07	-0.26%	14.49%
Copper (USD/LBS)	4.57	0.83%	17.44%

Currency	Last	Daily Var.	Yearly Var.
€/€	1.07	-0.33%	-3.11%
¥/\$	157.89	1.48%	11.99%
£/€	0.86	-0.07%	-1.10%
B/\$	63,805.39	-1.03%	51.88%

Region/ Event	Relevance	Period	Previous	Forecast	Actual	Impact
HICP (Pre.) (Y.Y)	★★★★	Apr 2024	2.30%	2.23%	-	-
CPI (Pre.) (Y.Y)	★★★★	Apr 2024	2.20%	2.26%	-	-
Consumer Confidence (f.)	★★★★	Apr 2024	-14.7	-14.65	-	-
Economic Sentiment	★★★★	Apr 2024	96.3	96.74	-	-
HICP (Y.Y)	★★★★	Apr 2024	3.30%	-	-	-