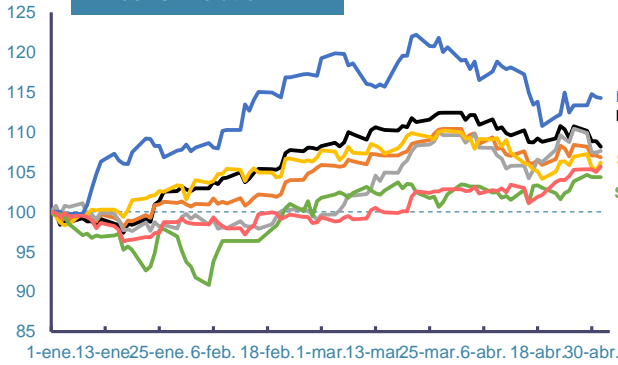
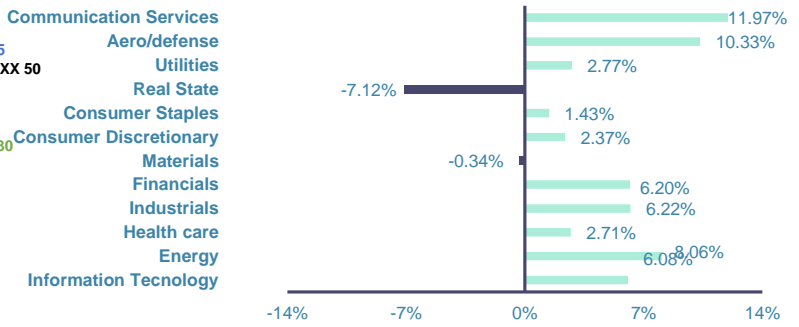


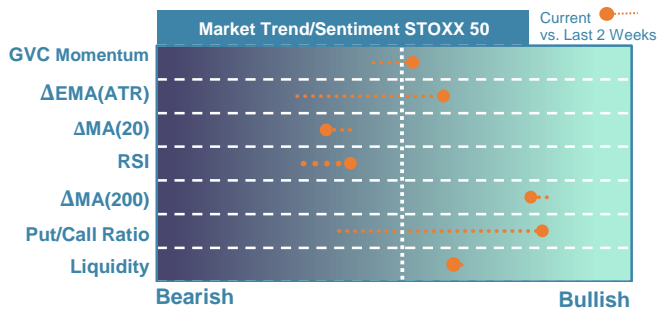
Index's Evolution YTD



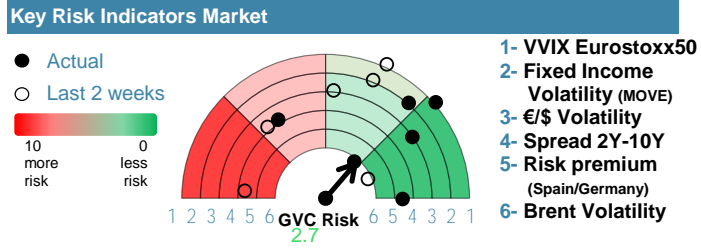
MSCI World Sector Evolution YTD



EUROPE

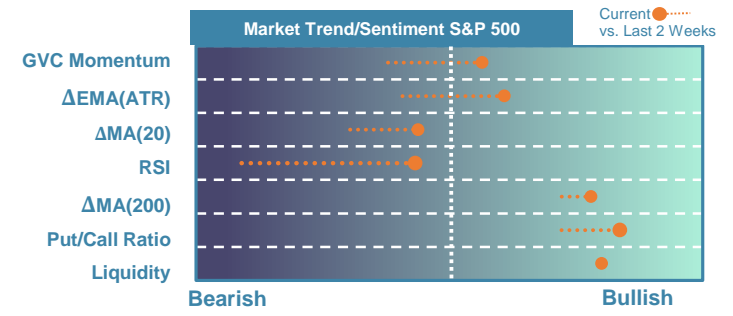


Market Index	Last	Daily Var. 22:00 PM	Future 8:44 AM	Yearly Var.
DJ Eurostoxx 50	4,890.61	-0.62%	0.35%	8.16%
DAX 40	17,896.50	-0.20%	0.43%	6.83%
CAC 40	7,914.65	-0.88%	0.37%	4.92%
FTSE 100	8,172.15	0.63%	0.20%	5.68%
IBEX 35	10,872.00	0.16%	0.28%	7.62%
Fixed Income	Last	Daily Var.	Bip Var.	Yearly Var.
Bond Spain 10Y	3.32	-0.72%	-2.40	10.77%
Bond Germany 10Y	2.55	-1.09%	-2.80	25.83%
Bond U.K. 10Y	4.29	-1.83%	-8.00	21.22%
H.Yield ICE BofA	6.39	#N/A	-	2.43%

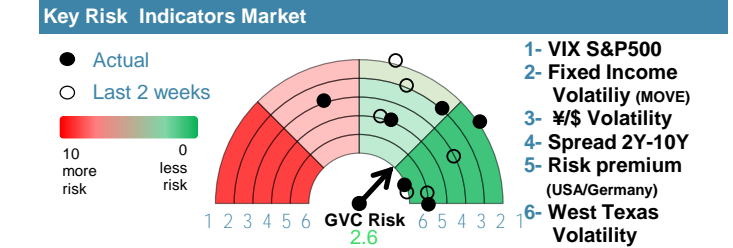


Commodities	Last	Daily Var.	Yearly Var.
Brent Oil	83.67	0.28%	8.61%
Gold	2,302.13	-0.12%	11.46%
CRB Index	331.31	-0.23%	9.92%
Copper (USD/LBS)	4.48	-1.35%	15.27%

EEUU & ASIA



Market Index	Last	Daily Var. 22:00 PM	Future 8:44 AM	Yearly Var.
DJ Industrial	38,225.66	0.85%	0.62%	1.42%
S&P 500	5,064.20	0.91%	0.24%	6.17%
Nasdaq 100	17,541.54	1.29%	0.48%	4.25%
Nikkei 225	38,236.07	-0.10%	-0.84%	14.26%
Shanghai 30	3,104.82	0.00%	1.63%	4.37%
Fixed Income	Last	Daily Var.	Bip Var.	Yearly Var.
Bond EEUU 10Y	4.58	-1.15%	-5.34	18.39%
Bond Japan 10Y	0.90	1.24%	1.10	43.52%
Bond China 10Y	2.31	0.00%	0.00	-10.47%
H.Yield ICE BofA	0.00	#DIV/0!	-	7.54%



Currency	Last	Daily Var.	Yearly Var.
€/€	1.07	0.15%	-2.81%
¥/\$	153.27	-1.34%	8.71%
£/€	0.86	0.11%	-1.21%
B/\$	59,163.49	1.48%	40.83%

Region/ Event	Relevance	Period	Previous	Forecast	Actual	Impact
S&P Global Svcs PMI	★★★	Apr 2024	54.9	54.88	-	-
Unemployment Rate	★★★★	Mar 2024	6.50%	6.51%	-	-
Reserve Assets Total	★★★★	Apr 2024	186402.73	-	-	-
S&P Global Comp (f.) PMI	★★★★	Apr 2024	50.9	-	-	-
S&P Global Services PMI (f.)	★★★★	Apr 2024	50.9	-	-	-
Non-Farm Payrolls	★★★★	Apr 2024	303	240.6	-	-
Unemployment Rate	★★★★	Apr 2024	3.80%	3.80%	-	-
Average Earnings (Y.Y)	★★★★	Apr 2024	4.10%	4.04%	-	-
Industrial Output (M.M)	★★★	Mar 2024	0.20%	0.30%	-	-