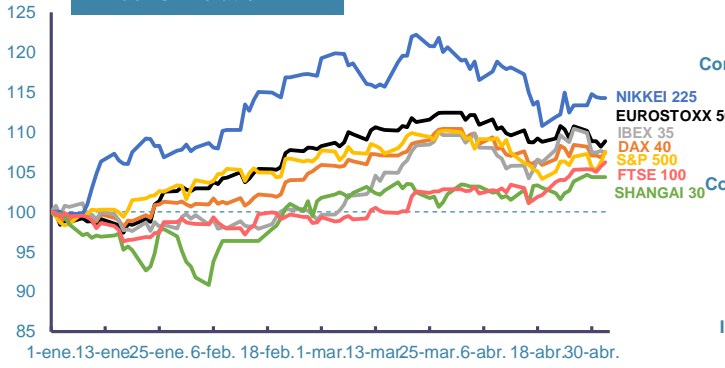
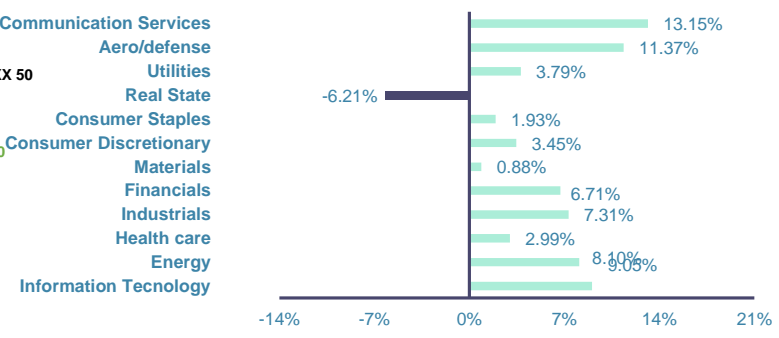


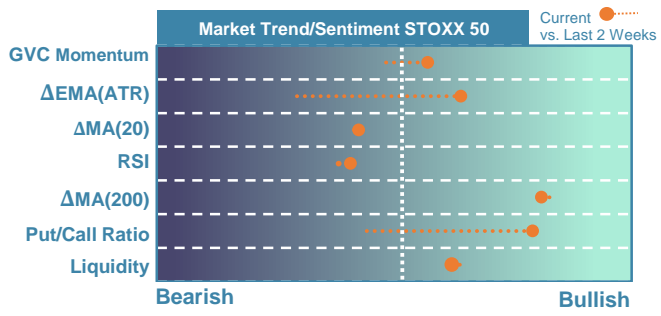
### Index's Evolution YTD



### MSCI World Sector Evolution YTD



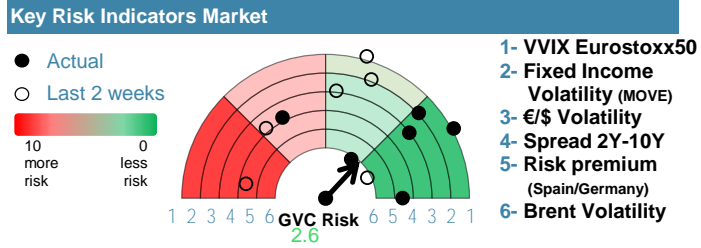
## EUROPE



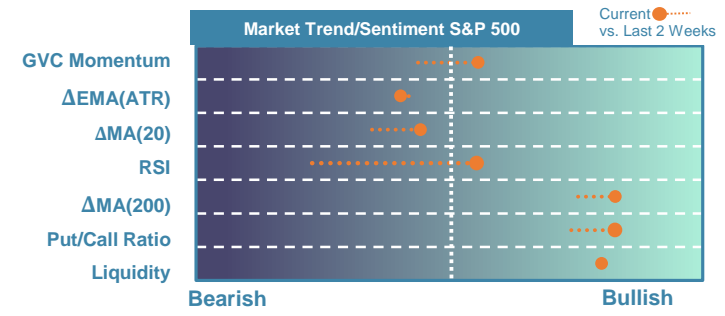
Market Index	Last	Daily Var. 22:00 PM	Future 8:33 AM	Yearly Var.
DJ Eurostoxx 50	4,921.48	0.63%	0.31%	8.84%
DAX 40	18,001.60	0.59%	0.25%	7.46%
CAC 40	7,957.57	0.54%	0.17%	5.49%
FTSE 100	8,213.49	0.51%	0.00%	6.21%
IBEX 35	10,854.70	-0.16%	0.35%	7.45%

Fixed Income	Last	Daily Var.	Bip Var.	Yearly Var.
Bond Spain 10Y	3.28	-1.23%	-4.10	9.40%
Bond Germany 10Y	2.51	-1.68%	-4.30	23.71%
Bond U.K. 10Y	4.23	-1.47%	-6.30	19.44%
H.Yield ICE BofA	6.39	0.66%	-	2.52%



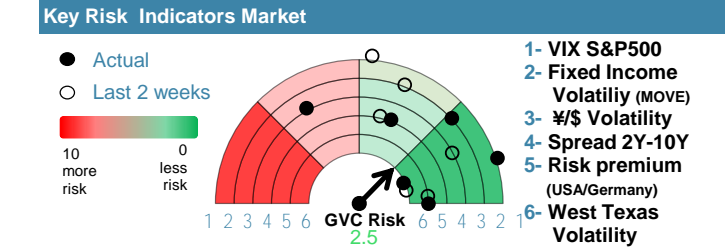
## EEUU & ASIA



Market Index	Last	Daily Var. 22:00 PM	Future 8:33 AM	Yearly Var.
DJ Industrial	38,675.68	1.18%	0.11%	2.62%
S&P 500	5,127.79	1.26%	0.11%	7.50%
Nasdaq 100	17,890.80	1.99%	0.02%	6.33%
Nikkei 225	38,236.07	0.00%	1.05%	14.26%
Shanghai 30	3,104.82	0.00%	0.00%	4.37%

Fixed Income	Last	Daily Var.	Bip Var.	Yearly Var.
Bond EEUU 10Y	4.50	-1.65%	-7.54	16.44%
Bond Japan 10Y	0.90	0.00%	0.00	43.52%
Bond China 10Y	2.31	0.00%	0.00	-10.47%
H.Yield ICE BofA	7.66	2.11%	-	5.90%



### Commodities

Commodities	Last	Daily Var.	Yearly Var.
Brent Oil	82.96	-0.85%	7.68%
Gold	2,293.68	-0.37%	11.05%
CRB Index	333.41	0.64%	10.62%
Copper (USD/LBS)	4.56	1.62%	17.13%

### Currency

Currency	Last	Daily Var.	Yearly Var.
€/€	1.08	0.31%	-2.51%
¥/\$	152.89	-0.24%	8.45%
£/€	0.86	0.24%	-0.97%
B/\$	63,020.79	6.52%	50.01%

Region/ Event	Relevance	Period	Previous	Forecast	Actual	Impact
S&P Glob. Comp (f.) PMI	★★★★	Apr 2024	50.5	50.59	-	-
S&P Glob. Comp (f.) PMI	★★★★	Apr 2024	49.9	-	-	-
S&P Glob. Comp (f.) PMI	★★★★	Apr 2024	51.4	51.4	-	-
Sentix Index	★★★	May 2024	-5.9	-5.39	-	-
Producer Prices (Y.Y)	★★★	Mar 2024	-8.30%	-	-	-
Producer Prices (M.M)	★★★	Mar 2024	-1%	-0.41%	-	-
Services PMI	★★★	Apr 2024	56.1	56.09	-	-
S&P Glob. Serv. (f.) PMI	★★★★	Apr 2024	52.9	52.89	-	-
Employment Trend	★★★★	Apr 2024	112.84	-	-	-