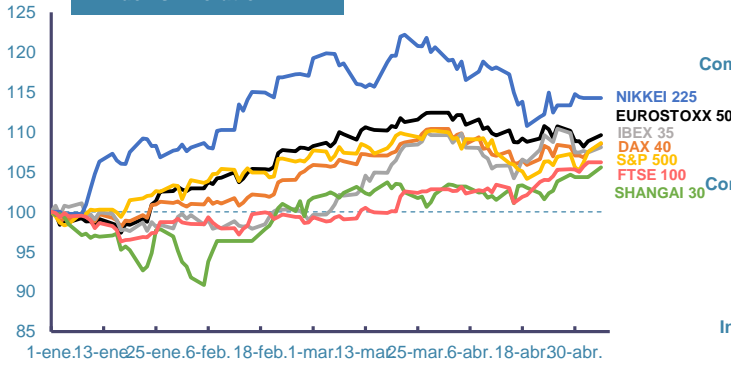
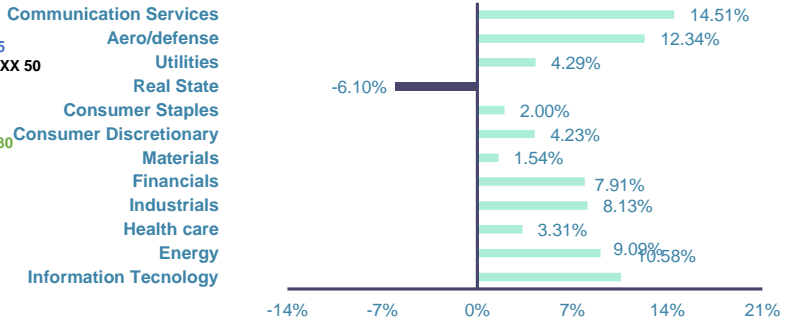


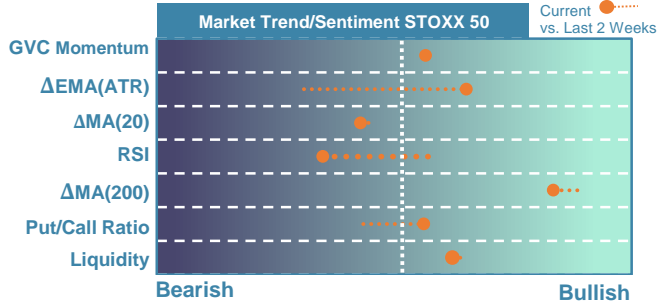
Index's Evolution YTD



MSCI World Sector Evolution YTD

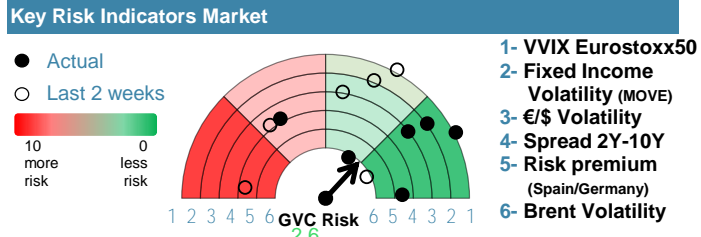


EUROPE



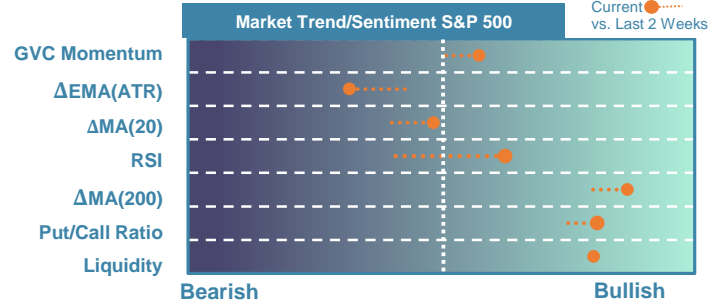
Market Index	Last	Daily Var. 22:00 PM	Future 8:40 AM	Yearly Var.
DJ Eurostoxx 50	4,956.96	0.72%	0.28%	9.63%
DAX 40	18,175.21	0.96%	0.21%	8.50%
CAC 40	7,996.64	0.49%	0.23%	6.01%
FTSE 100	8,213.49	0.00%	1.03%	6.21%
IBEX 35	10,917.50	0.58%	0.26%	8.07%

Fixed Income	Last	Daily Var.	Bip Var.	Yearly Var.
Bond Spain 10Y	3.26	-0.82%	-2.70	8.50%
Bond Germany 10Y	2.48	-1.36%	-3.40	22.03%
Bond U.K. 10Y	4.23	0.00%	0.00	19.44%
H.Yield ICE BofA	6.39	0.12%	-	1.85%



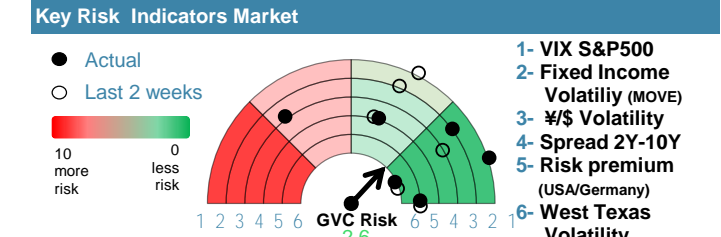
Commodities	Last	Daily Var.	Yearly Var.
Brent Oil	83.33	0.45%	8.16%
Gold	2,323.06	1.28%	12.47%
CRB Index	334.84	0.43%	11.09%
Copper (USD/LBS)	4.62	1.27%	18.62%

EEUU & ASIA



Market Index	Last	Daily Var. 22:00 PM	Future 8:40 AM	Yearly Var.
DJ Industrial	38,852.27	0.46%	0.04%	3.09%
S&P 500	5,180.74	1.03%	0.00%	8.61%
Nasdaq 100	18,093.57	1.13%	-0.08%	7.53%
Nikkei 225	38,236.07	0.00%	1.81%	14.26%
Shanghai 30	3,140.72	1.16%	-0.74%	5.57%

Fixed Income	Last	Daily Var.	Bip Var.	Yearly Var.
Bond EEUU 10Y	4.49	-0.27%	-1.21	16.13%
Bond Japan 10Y	0.90	0.00%	0.00	43.52%
Bond China 10Y	2.32	0.26%	0.60	-10.24%
H.Yield ICE BofA	7.62	0.58%	-	3.71%



Currency	Last	Daily Var.	Yearly Var.
€/€	1.08	0.08%	-2.43%
¥/\$	153.95	0.69%	9.20%
£/€	0.86	-0.13%	-1.10%
B/\$	63,162.38	0.22%	50.35%

Region/ Event	Relevance	Period	Previous	Forecast	Actual	Impact
Trade Balance	★★★	Mar 2024	21.400M	21.610M	22.300M	Medium
Consumer Credit	★★★	Mar 2024	14.120M	14.036M	-	-
Retail Sales (Y.Y)	★★★	Mar 2024	-0.70%	-0.06%	-	-
Industrial Orders (M.M)	★★★★★	Mar 2024	0.20%	0.54%	-	-
Trade Balance	★	Mar 2024	-5.244M	-	-	-
Reserve Assets Total	★★★★★	Apr 2024	238.902M	-	-	-
Retail Sales (M.M)	★★★	Mar 2024	-0.50%	0.65%	-	-
S&P Global/CIPS Cons PMI	★★★	Apr 2024	50.2	50.17	-	-
Halifax House Prices (M.M)	★★★★★	Apr 2024	-1%	-	1.10%	Medium