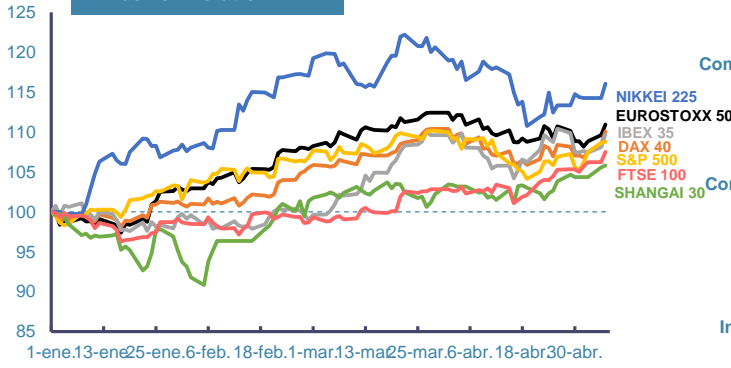
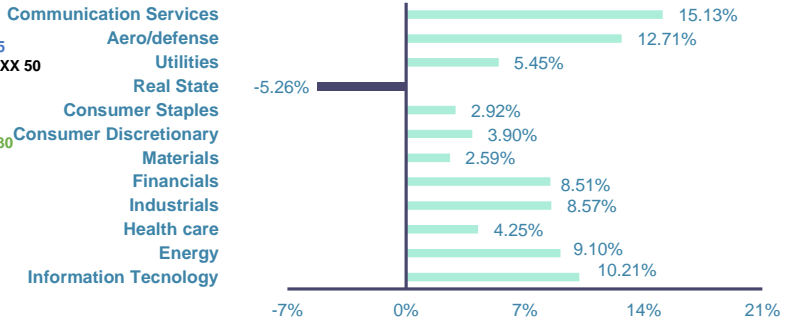


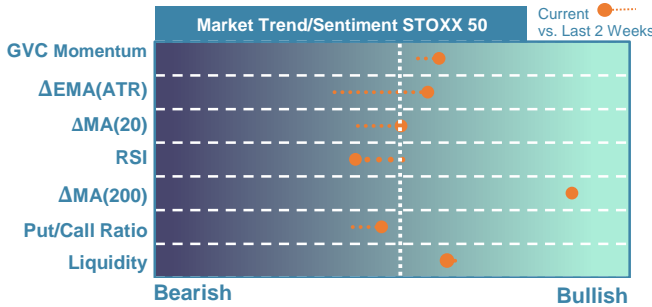
### Index's Evolution YTD



### MSCI World Sector Evolution YTD



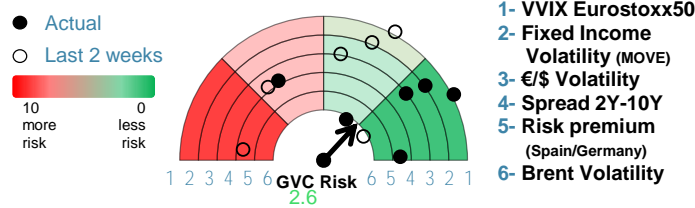
## EUROPE



Market Index	Last	Daily Var. 22:00 PM	Future 8:34 AM	Yearly Var.
DJ Eurostoxx 50	5,016.10	1.19%	-0.14%	10.94%
DAX 40	18,430.05	1.40%	0.02%	10.02%
CAC 40	8,075.68	0.99%	0.01%	7.06%
FTSE 100	8,313.67	1.22%	0.16%	7.51%
IBEX 35	11,080.90	1.50%	-0.03%	9.69%

Fixed Income	Last	Daily Var.	Bip Var.	Yearly Var.
Bond Spain 10Y	3.20	-1.60%	-5.20	6.77%
Bond Germany 10Y	2.42	-2.22%	-5.50	19.32%
Bond U.K. 10Y	4.13	-2.32%	-9.80	16.67%
H.Yield ICE BofA	6.39	1.39%	-	1.72%

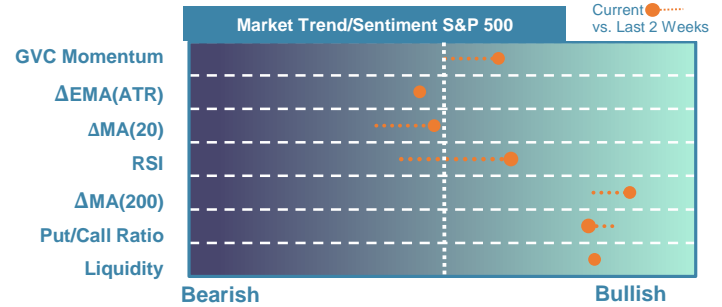
### Key Risk Indicators Market



Commodities	Last	Daily Var.	Yearly Var.
Brent Oil	83.16	-0.20%	7.94%
Gold	2,316.55	-0.28%	12.16%
CRB Index	337.18	0.70%	11.87%
Copper (USD/LBS)	4.61	-0.21%	18.38%

Region/ Event	Relevance	Period	Previous	Forecast	Actual	Impact
Retail Sales (M.M)	★	Mar 2024	0.10%	-	-	-
Retail Sales (Y.Y)	★★★	Mar 2024	2.40%	-	-	-
Wholesale Sales MM	★	Mar 2024	2.30%	-	-	-
Industrial Output (Y.Y)	★★★	Mar 2024	1.50%	-	-	-
Industrial Production (Y.Y)	★★★★	Mar 2024	-4.76%	-	-3.35%	Low

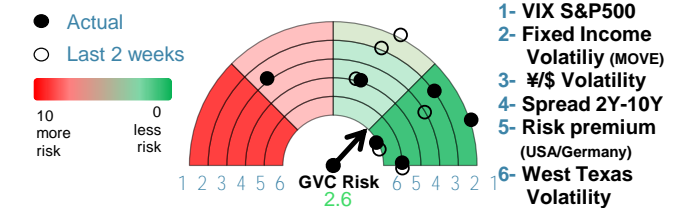
## EEUU & ASIA



Market Index	Last	Daily Var. 22:00 PM	Future 8:34 AM	Yearly Var.
DJ Industrial	38,884.26	0.08%	-0.04%	3.17%
S&P 500	5,187.70	0.13%	-0.05%	8.76%
Nasdaq 100	18,091.45	-0.01%	-0.07%	7.52%
Nikkei 225	38,835.10	1.57%	-1.70%	16.05%
Shanghai 30	3,147.74	0.22%	-1.03%	5.81%

Fixed Income	Last	Daily Var.	Bip Var.	Yearly Var.
Bond EEUU 10Y	4.46	-0.72%	-3.25	15.29%
Bond Japan 10Y	0.87	-3.01%	-2.70	39.20%
Bond China 10Y	2.29	-1.04%	-2.40	-11.17%
H.Yield ICE BofA	7.63	-0.13%	-	3.11%

### Key Risk Indicators Market



Currency	Last	Daily Var.	Yearly Var.
€/\$	1.08	-0.14%	-2.56%
¥/\$	154.74	0.51%	9.76%
£/€	0.86	0.19%	-0.91%
B/\$	62,484.28	-1.07%	48.74%