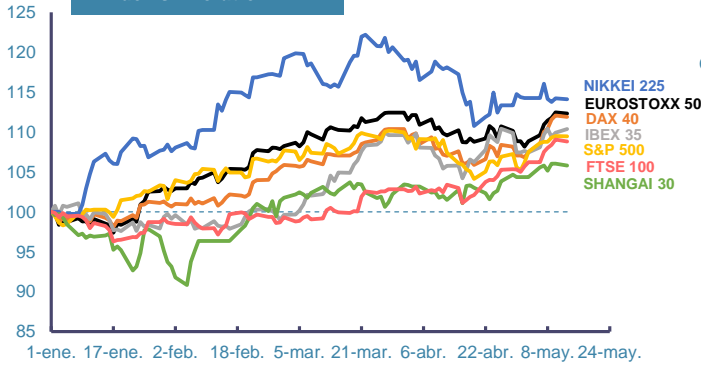
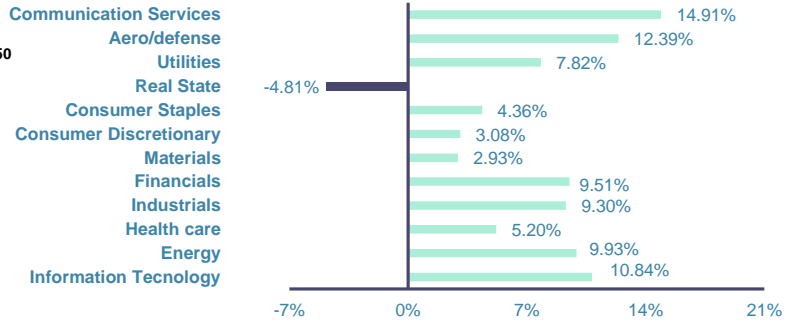


Index's Evolution YTD

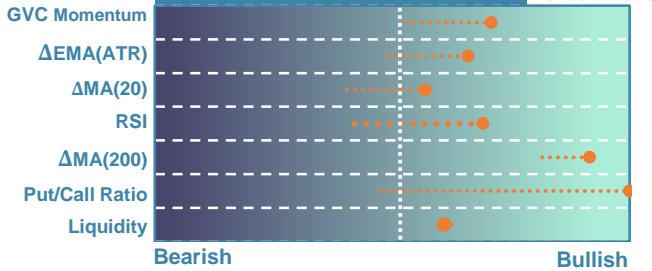


MSCI World Sector Evolution YTD



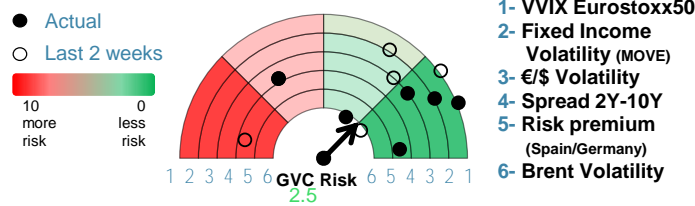
EUROPE

Market Trend/Sentiment STOXX 50



Market Index	Last	Daily Var. 22:00 PM	Future 8:41 AM	Yearly Var.
DJ Eurostoxx 50	5,078.96	-0.12%	0.02%	12.33%
DAX 40	18,742.22	-0.16%	-0.06%	11.88%
CAC 40	8,209.28	-0.12%	-0.02%	8.83%
FTSE 100	8,414.99	-0.22%	-0.02%	8.82%
IBEX 35	11,152.00	0.42%	0.23%	10.39%
Fixed Income	Last	Daily Var.	Bip Var.	Yearly Var.
Bond Spain 10Y	3.30	-0.36%	-1.20	9.93%
Bond Germany 10Y	2.51	-0.48%	-1.20	23.61%
Bond U.K. 10Y	4.18	0.24%	1.00	18.06%
H.Yield ICE BofA	6.39	-0.05%	-	-0.06%

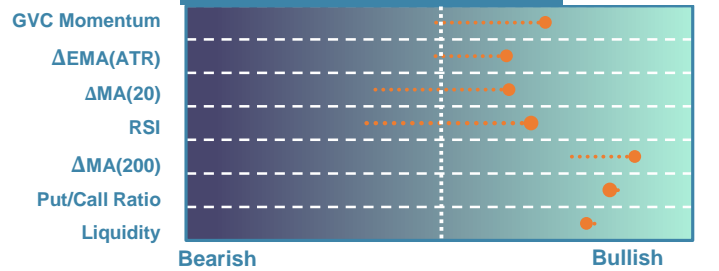
Key Risk Indicators Market



Commodities	Last	Daily Var.	Yearly Var.
Brent Oil	83.36	0.69%	8.20%
Gold	2,337.43	-1.04%	13.17%
CRB Index	335.28	-0.57%	11.24%
Copper (USD/LBS)	4.77	2.22%	22.50%

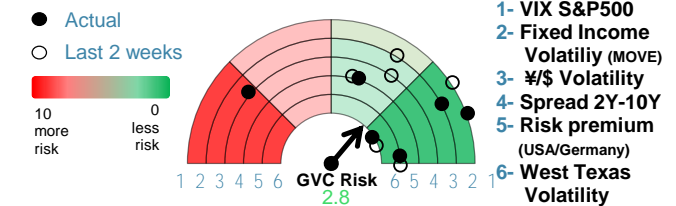
EEUU & ASIA

Market Trend/Sentiment S&P 500



Market Index	Last	Daily Var. 22:00 PM	Future 8:41 AM	Yearly Var.
DJ Industrial	39,431.51	-0.21%	0.01%	4.62%
S&P 500	5,221.42	-0.02%	-0.01%	9.47%
Nasdaq 100	18,198.61	0.21%	-0.05%	8.16%
Nikkei 225	38,179.46	-0.13%	0.50%	14.09%
Shanghai 30	3,148.02	-0.21%	0.03%	5.82%
Fixed Income	Last	Daily Var.	Bip Var.	Yearly Var.
Bond EEUU 10Y	4.49	-0.31%	-1.38	16.05%
Bond Japan 10Y	0.93	3.09%	2.80	49.28%
Bond China 10Y	2.30	-0.99%	-2.30	-10.90%
H.Yield ICE BofA	7.73	-0.03%	-	4.63%

Key Risk Indicators Market



Currency	Last	Daily Var.	Yearly Var.
€/€	1.08	0.17%	-2.24%
¥/\$	156.22	0.28%	10.81%
£/€	0.86	-0.08%	-0.76%
B/\$	62,916.50	3.17%	49.77%

Region/ Event	Relevance	Period	Previous	Forecast	Actual	Impact
ZEW Current Conditions	★★★★	May 2024	-79.2	-74.49	-	-
ZEW Economic Sent.	★★★★	May 2024	42.9	46.44	-	-
CPI Final (Y.Y)	★★★★	Apr 2024	2.20%	2.20%	2.20%	Neutral
HICP Final (Y.Y)	★★★★	Apr 2024	2.40%	2.40%	2.40%	Neutral
Unemployment Rate	★★★★	Mar 2024	4.20%	4.26%	4.30%	Low
Core CPI (Y.Y)	★★★★	Apr 2024	3.30%	-	-	-
HICP (f.) (Y.Y)	★★★	Apr 2024	3.40%	3.45%	-	-
CPI (f.) (Y.Y)	★★★	Apr 2024	3.30%	3.32%	-	-