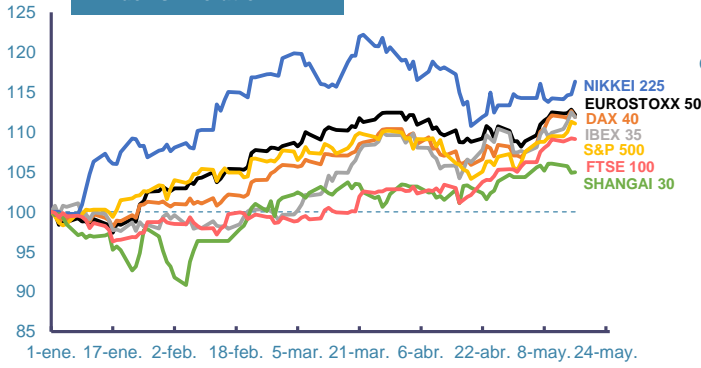
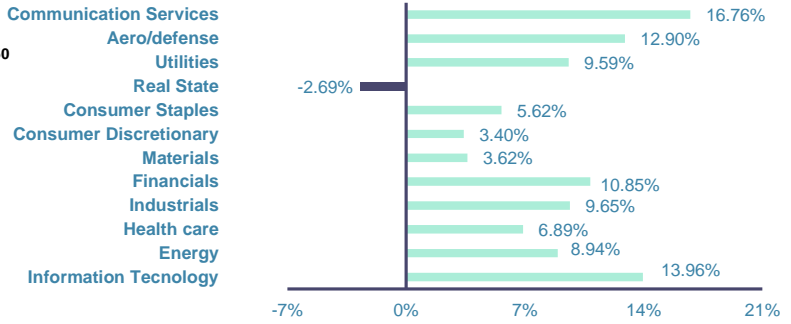


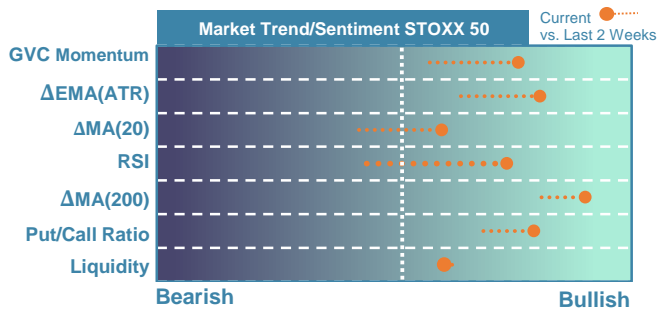
Index's Evolution YTD



MSCI World Sector Evolution YTD

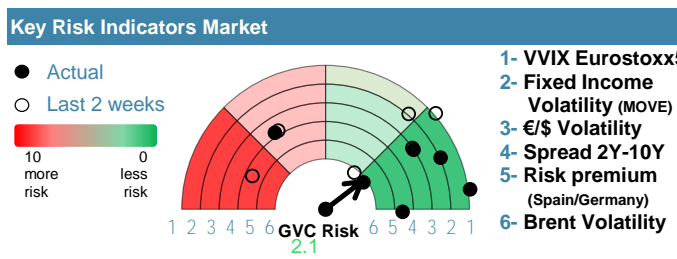


EUROPE



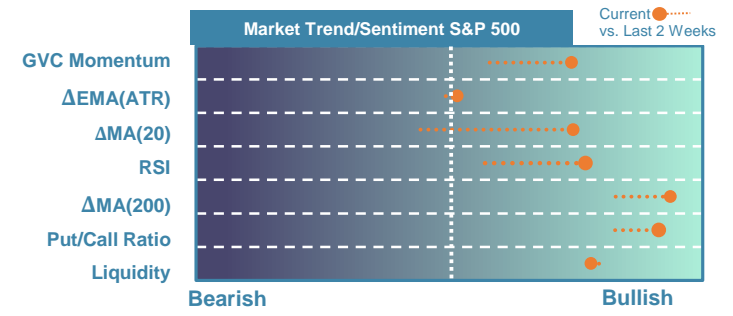
Market Index	Last	Daily Var. 22:00 PM	Future 8:38 AM	Yearly Var.
DJ Eurostoxx 50	5,072.45	-0.56%	-0.24%	12.18%
DAX 40	18,738.81	-0.69%	-0.18%	11.86%
CAC 40	8,188.49	-0.63%	-0.38%	8.55%
FTSE 100	8,438.65	-0.09%	-0.08%	9.12%
IBEX 35	11,299.30	-0.56%	-0.14%	11.85%

Fixed Income	Last	Daily Var.	Bip Var.	Yearly Var.
Bond Spain 10Y	3.21	0.44%	1.40	6.83%
Bond Germany 10Y	2.44	0.87%	2.10	20.45%
Bond U.K. 10Y	4.08	0.27%	1.10	15.34%
H.Yield ICE BofA	6.39	#N/A	-	-0.77%



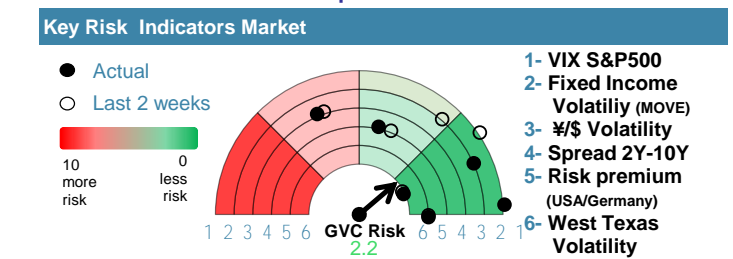
Commodities	Last	Daily Var.	Yearly Var.
Brent Oil	83.27	0.63%	8.09%
Gold	2,377.58	-0.13%	15.11%
CRB Index	338.10	0.02%	12.18%
Copper (USD/LBS)	4.88	-0.96%	25.36%

EEUU & ASIA



Market Index	Last	Daily Var. 22:00 PM	Future 8:38 AM	Yearly Var.
DJ Industrial	39,869.38	-0.10%	0.00%	5.78%
S&P 500	5,297.10	-0.21%	0.04%	11.05%
Nasdaq 100	18,557.96	-0.21%	0.09%	10.29%
Nikkei 225	38,920.26	1.39%	-0.39%	16.30%
Shanghai 30	3,122.40	0.08%	0.68%	4.96%

Fixed Income	Last	Daily Var.	Bip Var.	Yearly Var.
Bond EEUU 10Y	4.38	0.63%	2.72	13.27%
Bond Japan 10Y	0.92	-2.43%	-2.30	47.84%
Bond China 10Y	2.32	0.91%	2.10	-10.08%
H.Yield ICE BofA	0.00	#DIV/0!	-	2.35%



Currency	Last	Daily Var.	Yearly Var.
€/€	1.09	-0.16%	-1.54%
¥/\$	155.38	0.53%	10.21%
£/€	0.86	-0.03%	-0.98%
B/\$	65,300.90	-1.60%	55.44%

Region/ Event	Relevance	Period	Previous	Forecast	Actual	Impact
Industrial Output (Y.Y)	★ ★ ★	Apr 2024	4.50%	5.37%	4.20%	Medium
Retail Sales (Y.Y)	★ ★ ★ ★	Apr 2024	3.10%	4.15%	2.30%	Medium
HICP Final (Y.Y)	★ ★ ★ ★	Apr 2024	2.40%	2.40%	-	-