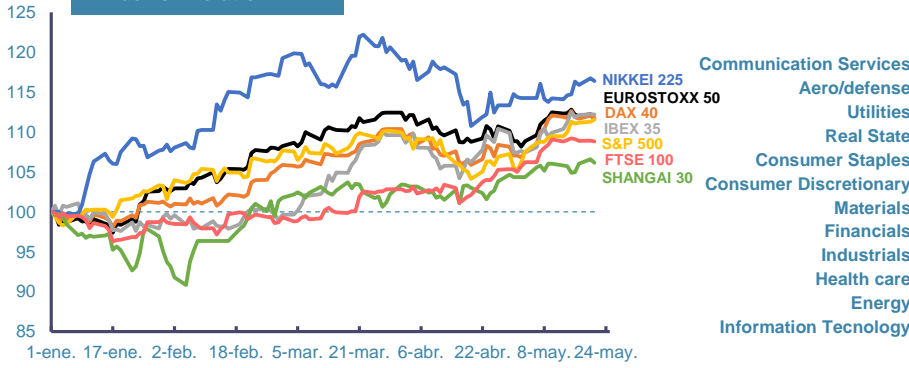
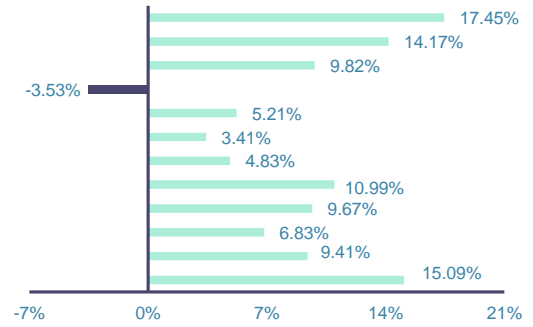


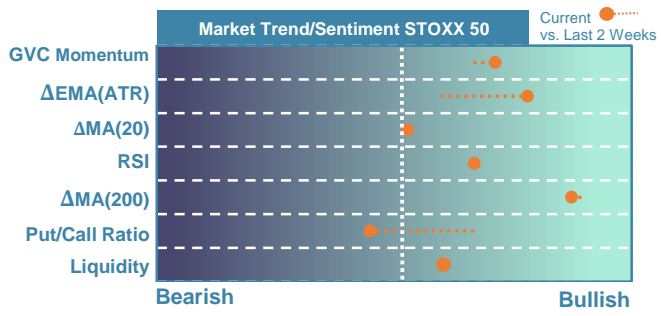
Index's Evolution YTD



MSCI World Sector Evolution YTD

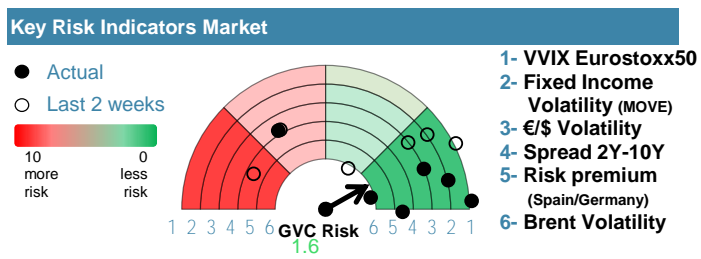


EUROPE

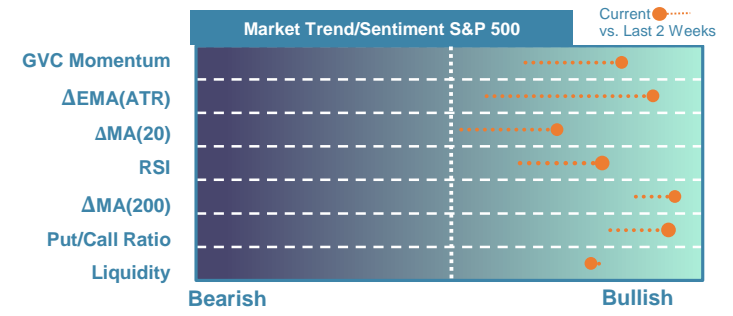


Market Index	Last	Daily Var. 22:00 PM	Future 8:22 AM	Yearly Var.
DJ Eurostoxx 50	5,046.99	-0.54%	0.04%	11.62%
DAX 40	18,726.76	-0.22%	-0.04%	11.79%
CAC 40	8,141.46	-0.67%	0.02%	7.93%
FTSE 100	8,416.45	-0.09%	-0.38%	8.83%
IBEX 35	11,334.90	-0.04%	0.08%	12.20%

Fixed Income	Last	Daily Var.	Bip Var.	Yearly Var.
Bond Spain 10Y	3.27	-0.46%	-1.50	9.07%
Bond Germany 10Y	2.51	-0.95%	-2.40	23.61%
Bond U.K. 10Y	4.13	-0.94%	-3.90	16.81%
H.Yield ICE BofA	6.39	0.16%	-	-1.55%

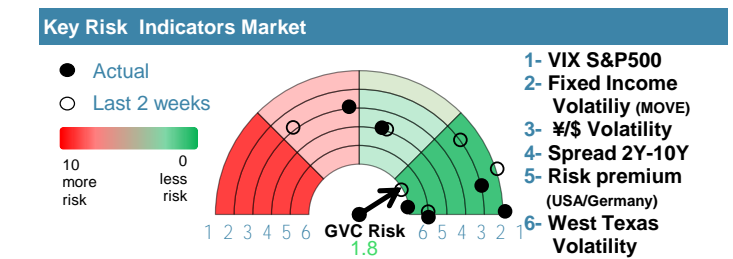


EEUU & ASIA



Market Index	Last	Daily Var. 22:00 PM	Future 8:22 AM	Yearly Var.
DJ Industrial	39,872.99	0.17%	-0.03%	5.79%
S&P 500	5,321.41	0.25%	-0.02%	11.56%
Nasdaq 100	18,713.80	0.21%	0.04%	11.22%
Nikkei 225	38,946.93	-0.31%	-0.77%	16.38%
Shanghai 30	3,157.97	-0.42%	0.63%	6.15%

Fixed Income	Last	Daily Var.	Bip Var.	Yearly Var.
Bond EEUU 10Y	4.41	-0.71%	-3.13	14.12%
Bond Japan 10Y	0.98	0.00%	0.00	56.16%
Bond China 10Y	2.31	0.13%	0.30	-10.28%
H.Yield ICE BofA	7.59	0.32%	-	3.03%



Commodities	Last	Daily Var.	Yearly Var.
Brent Oil	82.88	-0.99%	7.58%
Gold	2,431.75	0.30%	17.73%
CRB Index	345.31	0.13%	14.57%
Copper (USD/LBS)	5.11	0.53%	31.24%

Currency	Last	Daily Var.	Yearly Var.
€/€	1.09	-0.02%	-1.65%
¥/\$	156.17	-0.06%	10.77%
£/€	0.85	-0.15%	-1.49%
B/\$	70,314.13	-1.54%	67.37%

Region/ Event	Relevance	Period	Previous	Forecast	Actual	Impact
CPI (f.) (Y.Y)	★★★★	Apr 2024	3.20%	2.12%	2.30%	Low
Exist. Home Sales % Chg	★★★★	Apr 2024	-4.30%	-	-	-
Existing Home Sales	★★★★	Apr 2024	4.19M	4.22M	-	-
PPI Input prices (Y.Y)	★★★★	Apr 2024	-2.50%	-0.03%	-1.60%	Low
PPI Output prices (Y.Y)	★★★★	Apr 2024	0.60%	1.12%	1.10%	Low