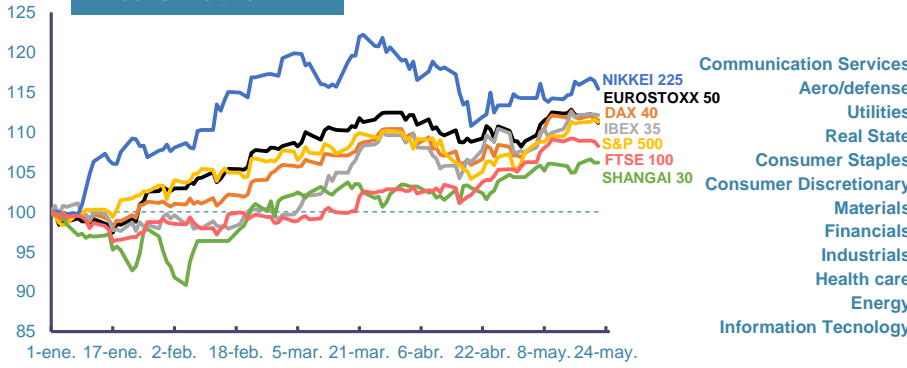
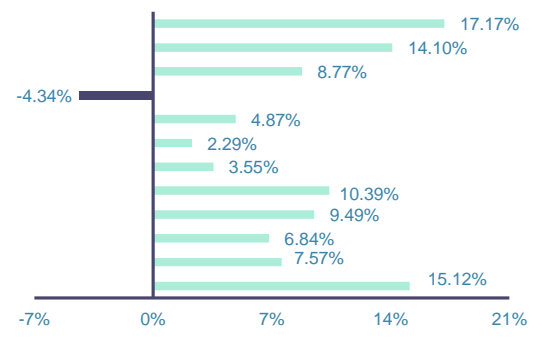


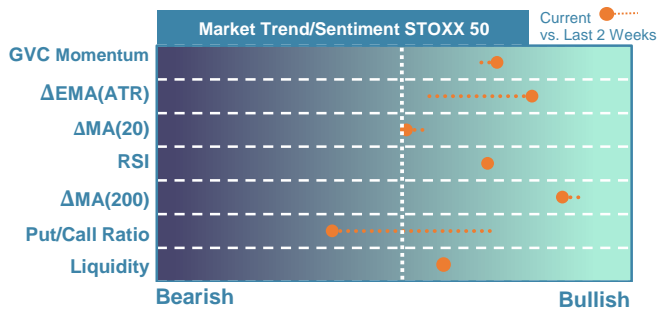
Index's Evolution YTD



MSCI World Sector Evolution YTD

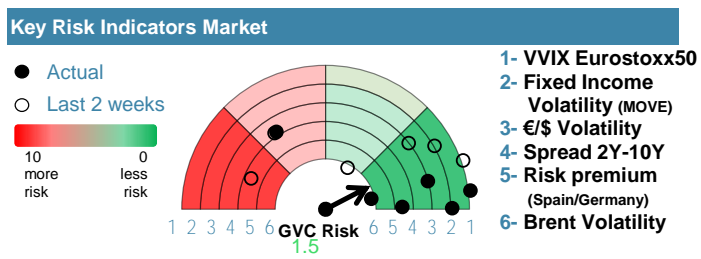


EUROPE



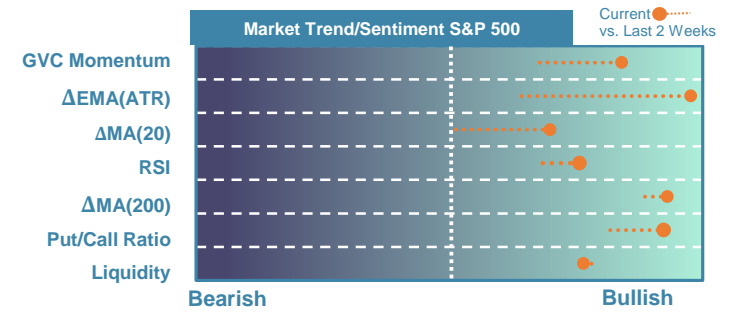
Market Index	Last	Daily Var. 22:00 PM	Future 8:34 AM	Yearly Var.
DJ Eurostoxx 50	5,025.17	-0.43%	0.36%	11.14%
DAX 40	18,680.20	-0.25%	0.18%	11.51%
CAC 40	8,092.11	-0.61%	0.19%	7.28%
FTSE 100	8,370.33	-0.55%	0.02%	8.24%
IBEX 35	11,329.00	-0.05%	0.13%	12.14%

Fixed Income	Last	Daily Var.	Bip Var.	Yearly Var.
Bond Spain 10Y	3.30	0.83%	2.70	9.97%
Bond Germany 10Y	2.53	1.04%	2.60	24.89%
Bond U.K. 10Y	4.24	2.47%	10.20	19.70%
H.Yield ICE BofA	6.39	-0.19%	-	-1.71%



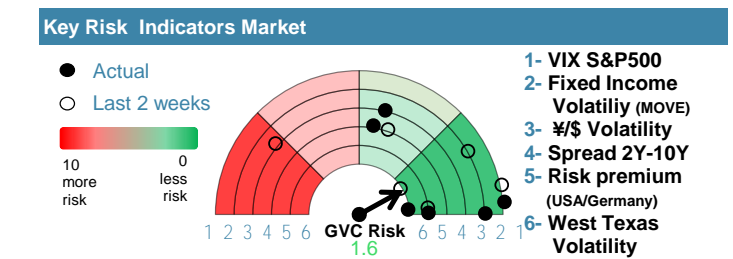
Commodities	Last	Daily Var.	Yearly Var.
Brent Oil	81.90	-1.18%	6.31%
Gold	2,391.95	-1.64%	15.81%
CRB Index	344.55	-0.22%	14.31%
Copper (USD/LBS)	4.85	-5.04%	24.62%

EEUU & ASIA



Market Index	Last	Daily Var. 22:00 PM	Future 8:34 AM	Yearly Var.
DJ Industrial	39,671.04	-0.51%	0.12%	5.26%
S&P 500	5,307.01	-0.27%	0.56%	11.26%
Nasdaq 100	18,705.20	-0.05%	0.86%	11.17%
Nikkei 225	38,617.10	-0.85%	1.32%	15.40%
Shanghai 30	3,158.54	0.02%	-1.60%	6.17%

Fixed Income	Last	Daily Var.	Bip Var.	Yearly Var.
Bond EEUU 10Y	4.43	0.31%	1.37	14.48%
Bond Japan 10Y	1.00	2.56%	2.50	60.16%
Bond China 10Y	2.31	0.00%	0.00	-10.28%
H.Yield ICE BofA	7.66	-0.97%	-	2.71%



Currency	Last	Daily Var.	Yearly Var.
€/€	1.08	-0.29%	-1.94%
¥/\$	156.76	0.37%	11.19%
£/€	0.85	-0.26%	-1.75%
B/\$	69,074.06	-1.76%	64.42%

Region/ Event	Relevance	Period	Previous	Forecast	Actual	Impact
S&P Global Svcs. PMI	★★★★	May 2024	51.3	51.19	-	-
New Home Sales-Units	★★★★	Apr 2024	0.69M	0.67M	-	-
Composite PMI	★★★★	May 2024	50.5	50.85	-	-
Composite PMI	★★★★	May 2024	50.6	51.02	-	-
Initial Jobless	★★★★	W 18 May	222	220.2	-	-
Consumer Confid. Flash	★★★★	May 2024	-14.7	-14.21	-	-
S&P Global Comp. PMI	★★★★	May 2024	51.7	51.97	-	-
Composite PMI	★★★★	May 2024	54.1	54.04	-	-
S&P Global Mfg. PMI	★★★★	May 2024	50	49.95	-	-