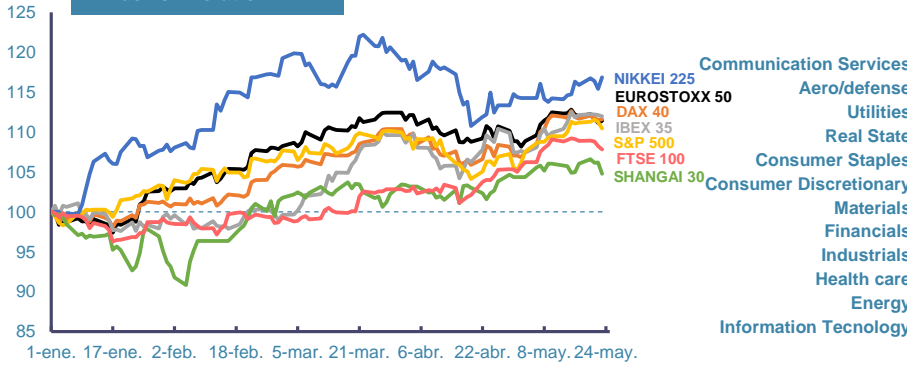
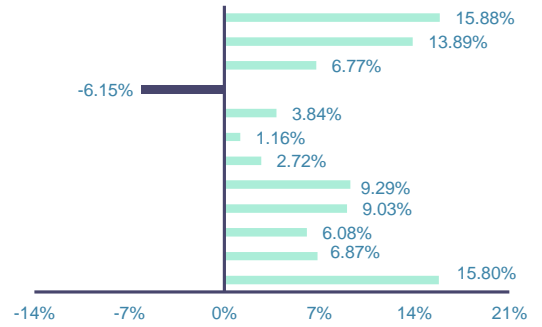


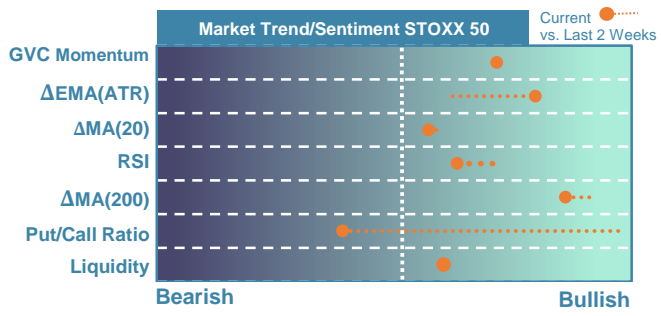
Index's Evolution YTD



MSCI World Sector Evolution YTD

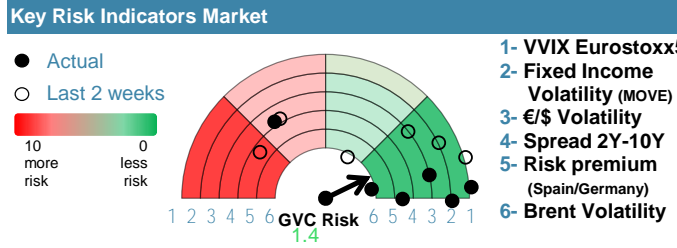


EUROPE

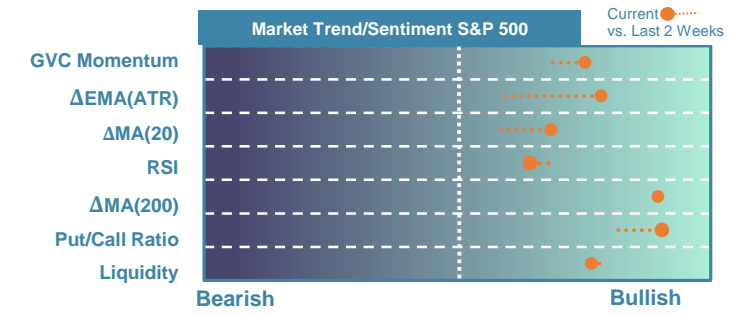


Market Index	Last	Daily Var. 22:00 PM	Future 8:44 AM	Yearly Var.
DJ Eurostoxx 50	5,037.60	0.25%	-0.63%	11.41%
DAX 40	18,691.32	0.06%	-0.68%	11.58%
CAC 40	8,102.33	0.13%	-0.62%	7.41%
FTSE 100	8,339.23	-0.37%	-0.98%	7.84%
IBEX 35	11,311.10	-0.16%	-0.57%	11.97%

Fixed Income	Last	Daily Var.	Bip Var.	Yearly Var.
Bond Spain 10Y	3.36	1.85%	6.10	12.00%
Bond Germany 10Y	2.60	2.64%	6.70	28.19%
Bond U.K. 10Y	4.27	0.69%	2.90	20.51%
H.Yield ICE BofA	6.39	0.02%	-	-1.52%

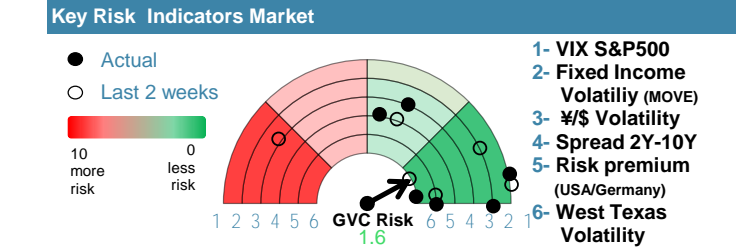


EEUU & ASIA



Market Index	Last	Daily Var. 22:00 PM	Future 8:44 AM	Yearly Var.
DJ Industrial	39,065.26	-1.53%	-0.02%	3.65%
S&P 500	5,267.84	-0.74%	0.06%	10.44%
Nasdaq 100	18,623.39	-0.44%	0.01%	10.68%
Nikkei 225	39,103.22	1.26%	-1.28%	16.85%
Shanghai 30	3,116.39	-1.33%	-1.88%	4.76%

Fixed Income	Last	Daily Var.	Bip Var.	Yearly Var.
Bond EEUU 10Y	4.48	1.15%	5.11	15.80%
Bond Japan 10Y	1.00	-0.60%	-0.60	59.20%
Bond China 10Y	2.31	-0.30%	-0.70	-10.55%
H.Yield ICE BofA	7.72	-0.71%	-	3.71%



Commodities	Last	Daily Var.	Yearly Var.
Brent Oil	81.36	-0.66%	5.61%
Gold	2,342.31	-2.08%	13.40%
CRB Index	342.88	-0.49%	13.76%
Copper (USD/LBS)	4.79	-1.16%	23.18%

Currency	Last	Daily Var.	Yearly Var.
€/€	1.08	-0.08%	-2.02%
¥/\$	157.01	0.16%	11.36%
£/€	0.85	0.04%	-1.71%
B/\$	67,741.13	-1.93%	61.25%

Region/ Event	Relevance	Period	Previous	Forecast	Actual	Impact
Retail Sales (M.M)	★★★★	Apr 2024	0%	-0.54%	-2.30%	High
Durable Goods	★★★★	Apr 2024	2.60%	-0.89%	-	-
Michigan Sentiment (f.)	★★★★	May 2024	67.4	67.66	-	-
Retail Sales (Y.Y)	★★★★	Apr 2024	0.80%	-0.38%	-2.70%	High
Business Climate Mfg	★★★★	May 2024	100	100	-	-
GDP Provisional	★★★★	Q1 2024	-0.90%	-0.90%	-0.90%	Medium