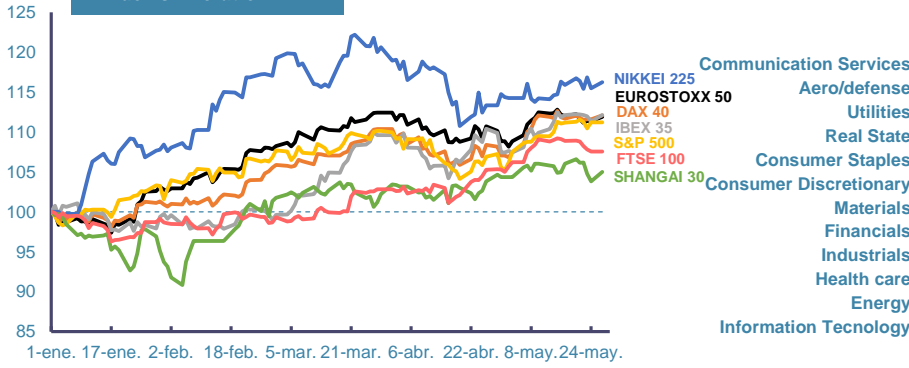
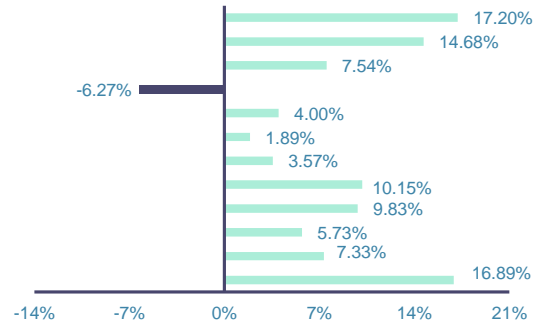


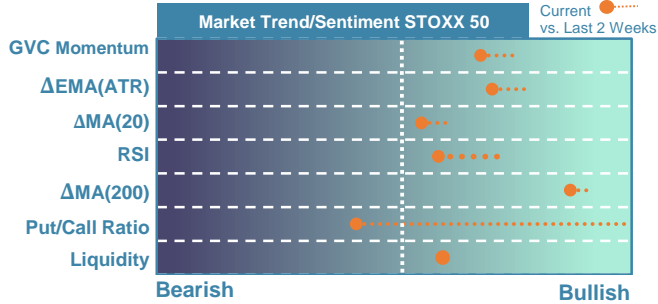
### Index's Evolution YTD



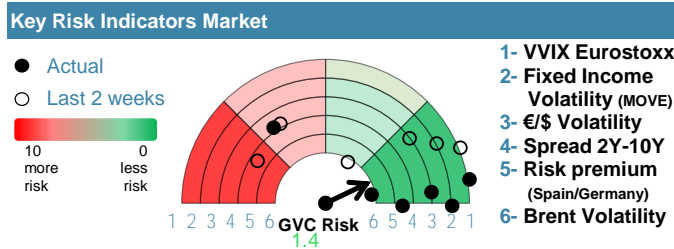
### MSCI World Sector Evolution YTD



## EUROPE

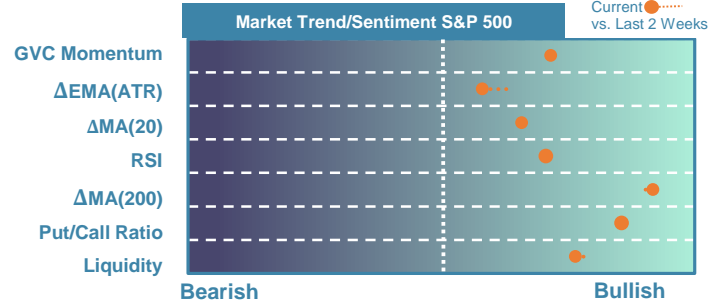


Market Index	Last	Daily Var. 22:00 PM	Future 9:12 AM	Yearly Var.
DJ Eurostoxx 50	5,059.20	0.47%	0.28%	11.89%
DAX 40	18,774.71	0.44%	0.25%	12.08%
CAC 40	8,132.49	0.46%	0.20%	7.81%
FTSE 100	8,317.59	0.00%	0.13%	7.56%
IBEX 35	11,325.50	0.71%	0.21%	12.11%
Fixed Income	Last	Daily Var.	Bip Var.	Yearly Var.
Bond Spain 10Y	3.30	-1.29%	-4.30	9.97%
Bond Germany 10Y	2.55	-1.43%	-3.70	25.48%
Bond U.K. 10Y	4.26	0.00%	0.00	20.49%
H.Yield ICE BofA	6.39	-0.19%	-	-1.36%

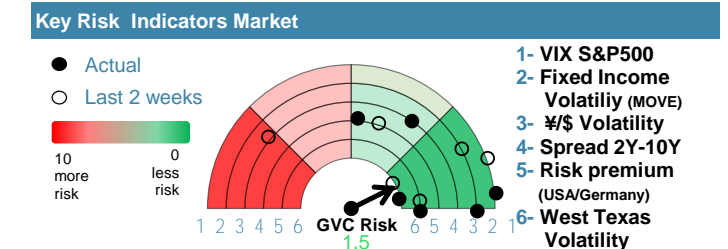


Commodities	Last	Daily Var.	Yearly Var.
Brent Oil	83.10	1.19%	7.87%
Gold	2,354.54	0.65%	14.00%
CRB Index	343.51	0.00%	13.97%
Copper (USD/LBS)	NA	NA	22.18%

## EEUU & ASIA



Market Index	Last	Daily Var. 22:00 PM	Future 9:12 AM	Yearly Var.
DJ Industrial	39,069.59	0.00%	0.14%	3.66%
S&P 500	5,304.72	0.00%	0.21%	11.21%
Nasdaq 100	18,808.35	0.00%	0.32%	11.78%
Nikkei 225	38,900.02	0.66%	-0.21%	16.24%
Shanghai 30	3,124.04	1.14%	-0.06%	5.01%
Fixed Income	Last	Daily Var.	Bip Var.	Yearly Var.
Bond EEUU 10Y	4.47	0.00%	0.00	15.54%
Bond Japan 10Y	1.02	2.30%	2.30	63.84%
Bond China 10Y	2.31	-0.09%	-0.20	-10.39%
H.Yield ICE BofA	7.73	-0.04%	-	4.52%



Currency	Last	Daily Var.	Yearly Var.
€/\$	1.09	0.11%	-1.62%
¥/\$	156.91	-0.01%	11.30%
£/€	0.85	-0.19%	-1.93%
B/\$	69,327.19	1.04%	65.03%

Region/ Event	Relevance	Period	Previous	Forecast	Actual	Impact
Consumer Confidence	★★★★	May 2024	97	95.64	-	-
CaseShiller 20 (M.M)	★★★	Mar 2024	0.60%	0.42%	-	-
CBI Distributive Trades	★★★	May 2024	-44	-	-	-