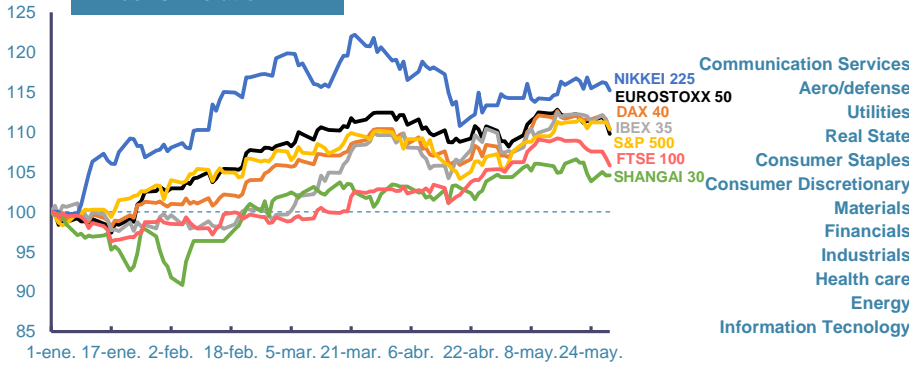
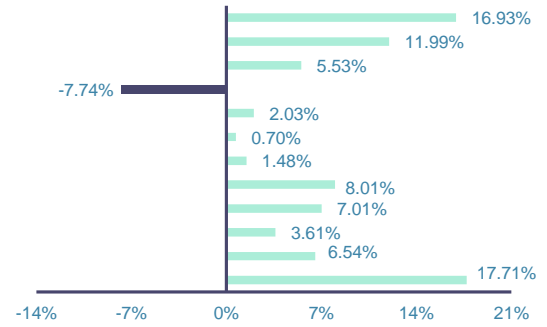


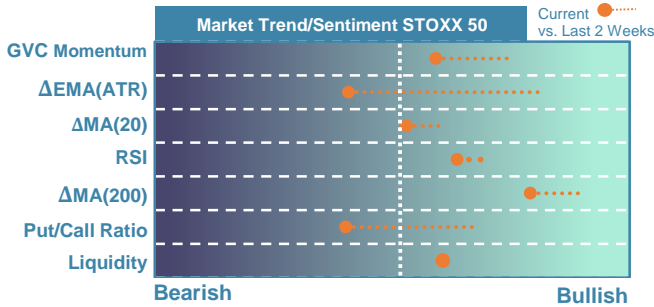
Index's Evolution YTD



MSCI World Sector Evolution YTD



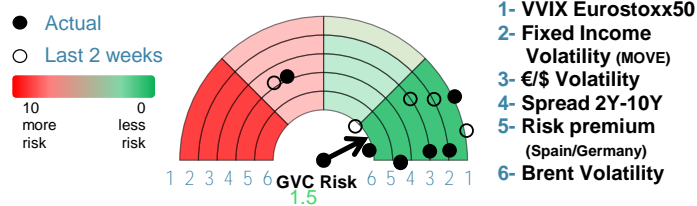
EUROPE



Market Index	Last	Daily Var. 22:00 PM	Future 11:51 AM	Yearly Var.
DJ Eurostoxx 50	4,963.20	-1.34%	0.10%	9.77%
DAX 40	18,473.29	-1.10%	0.01%	10.28%
CAC 40	7,935.03	-1.52%	0.17%	5.19%
FTSE 100	8,183.07	-0.86%	0.12%	5.82%
IBEX 35	11,145.10	-1.16%	1.15%	10.32%

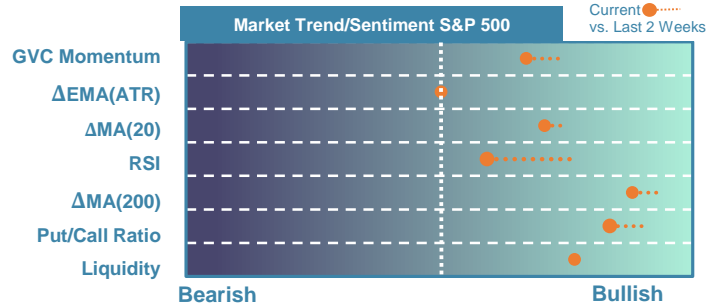
Fixed Income	Last	Daily Var.	Bip Var.	Yearly Var.
Bond Spain 10Y	3.43	2.60%	8.70	14.37%
Bond Germany 10Y	2.68	3.59%	9.30	32.18%
Bond U.K. 10Y	4.40	2.61%	11.20	24.27%
H.Yield ICE BofA	6.39	-0.71%	-	-1.85%

Key Risk Indicators Market



Commodities	Last	Daily Var.	Yearly Var.
Brent Oil	83.60	-0.74%	8.52%
Gold	2,340.48	-0.66%	13.32%
CRB Index	347.68	-0.85%	15.35%
Copper (USD/LBS)	4.79	-1.32%	23.15%

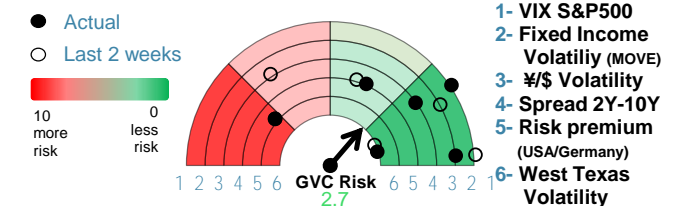
EEUU & ASIA



Market Index	Last	Daily Var. 22:00 PM	Future 11:51 AM	Yearly Var.
DJ Industrial	38,441.54	-1.06%	-0.85%	2.00%
S&P 500	5,266.95	-0.74%	-0.44%	10.42%
Nasdaq 100	18,736.75	-0.70%	-0.42%	11.36%
Nikkei 225	38,556.87	-0.77%	0.24%	15.22%
Shanghai 30	3,111.02	0.05%	0.00%	4.58%

Fixed Income	Last	Daily Var.	Bip Var.	Yearly Var.
Bond EEUU 10Y	4.61	1.58%	7.17	19.34%
Bond Japan 10Y	1.08	4.73%	4.90	73.44%
Bond China 10Y	2.30	-0.09%	-0.20	-10.93%
H.Yield ICE BofA	7.86	-1.39%	-	4.95%

Key Risk Indicators Market



Currency	Last	Daily Var.	Yearly Var.
€/€	1.08	-0.51%	-2.13%
¥/\$	157.65	0.26%	11.82%
£/€	0.85	-0.06%	-1.85%
B/\$	67,582.81	-1.15%	60.87%

Region/ Event	Relevance	Period	Previous	Forecast	Actual	Impact
Retail Sales (M.M)	★★★★	Apr 2024	1.80%	-0.03%	-	-
Consumption (Adj.) (M.M)	★★★★	Apr 2024	0.80%	0.34%	-	-
CPI (Pre.) (Y.Y)	★★★★	May 2024	2.40%	2.59%	-	-
CPI (Pre.) (M.M)	★★★★	May 2024	0.50%	0.26%	-	-
HICP (Y.Y)	★★★★	May 2024	2.40%	2.51%	-	-
GDP (Y.Y)	★★★★	Q1 2024	0.60%	0.60%	-	-
Producer Prices (Y.Y)	★★★★	Apr 2024	-7.50%	-	-	-
GDP (Q.Q)	★★★★	Q1 2024	0.20%	0.20%	-	-
Retail Sales (Y.Y)	★★★★	Apr 2024	0.30%	-	-	-