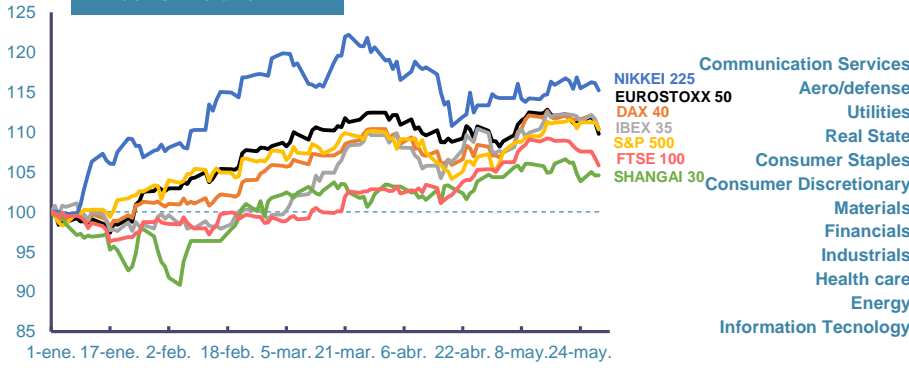
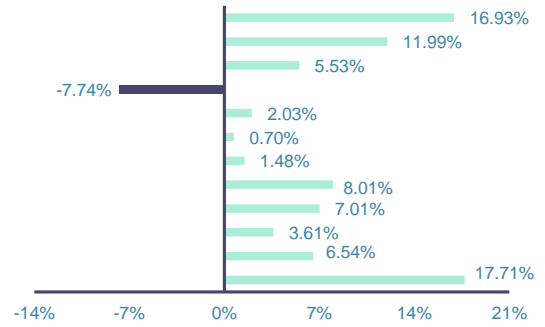


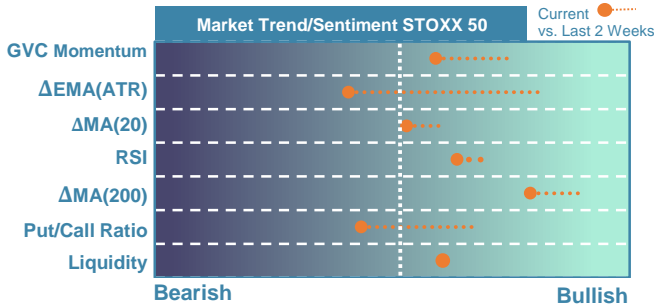
### Index's Evolution YTD



### MSCI World Sector Evolution YTD



## EUROPE

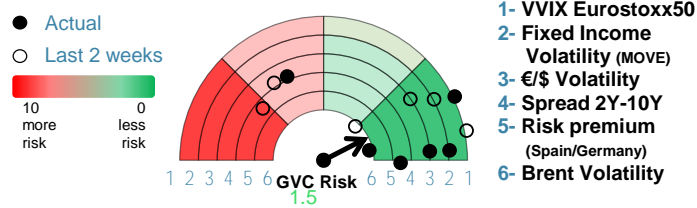


Market Index	Last	Daily Var. 22:00 PM	Future 8:37 AM	Yearly Var.
DJ Eurostoxx 50	4,963.20	-1.34%	-0.28%	9.77%
DAX 40	18,473.29	-1.10%	-0.34%	10.28%
CAC 40	7,935.03	-1.52%	-0.20%	5.19%
FTSE 100	8,183.07	-0.86%	-0.40%	5.82%
IBEX 35	11,145.10	-1.16%	-0.26%	10.32%

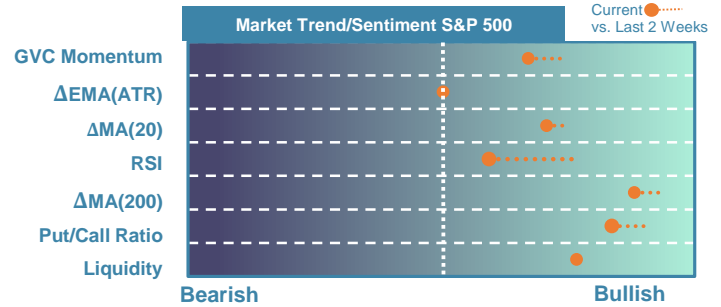
  

Fixed Income	Last	Daily Var.	Bip Var.	Yearly Var.
Bond Spain 10Y	3.43	2.60%	8.70	14.37%
Bond Germany 10Y	2.68	3.59%	9.30	32.18%
Bond U.K. 10Y	4.40	2.61%	11.20	24.27%
H.Yield ICE BofA	6.39	-0.71%	-	-1.85%

### Key Risk Indicators Market



## EEUU & ASIA

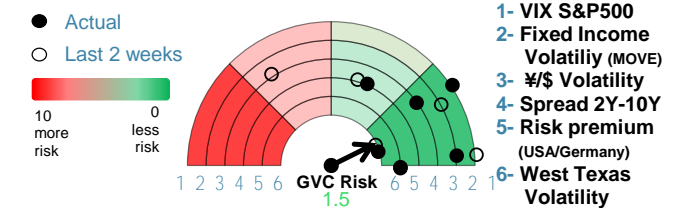


Market Index	Last	Daily Var. 22:00 PM	Future 8:37 AM	Yearly Var.
DJ Industrial	38,441.54	-1.06%	-0.84%	2.00%
S&P 500	5,266.95	-0.74%	-0.53%	10.42%
Nasdaq 100	18,736.75	-0.70%	-0.66%	11.36%
Nikkei 225	38,556.87	-0.77%	-1.27%	15.22%
Shanghai 30	3,111.02	0.05%	-1.19%	4.58%

Fixed Income	Last	Daily Var.	Bip Var.	Yearly Var.
Bond EEUU 10Y	4.61	1.58%	7.17	19.34%
Bond Japan 10Y	1.08	4.73%	4.90	73.44%
Bond China 10Y	2.30	-0.09%	-0.20	-10.93%
H.Yield ICE BofA	7.86	-1.39%	-	4.95%

### Key Risk Indicators Market



Commodities	Last	Daily Var.	Yearly Var.
Brent Oil	83.60	-0.74%	8.52%
Gold	2,340.48	-0.66%	13.32%
CRB Index	347.68	-0.85%	15.35%
Copper (USD/LBS)	4.79	-1.32%	23.15%

Currency	Last	Daily Var.	Yearly Var.
€/€	1.08	-0.51%	-2.13%
¥/\$	157.65	0.26%	11.82%
£/€	0.85	-0.06%	-1.85%
B/\$	67,582.81	-1.15%	60.87%

Region/ Event	Relevance	Period	Previous	Forecast	Actual	Impact
Unemployment Rate	★★★★	Apr 2024	6.50%	6.50%	-	-
Initial Jobless	★★★★	W 25 May	215	216.7	-	-
Consumer Conf. (f.)	★★★★	May 2024	-14.3	-14.32	-	-
Economic Sentiment	★★★★	May 2024	95.6	96.22	-	-
HICP (Y.Y)	★★★★	May 2024	3.40%	3.72%	3.70%	Low
GDP Provisional	★★★★	Q1 2024	1.60%	1.33%	-	-