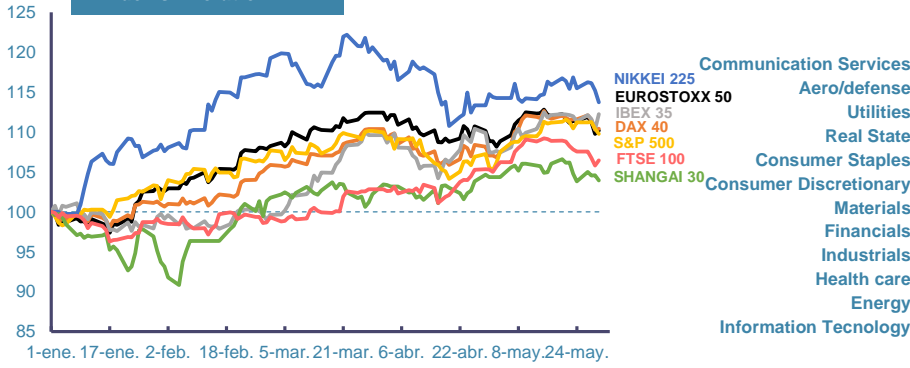
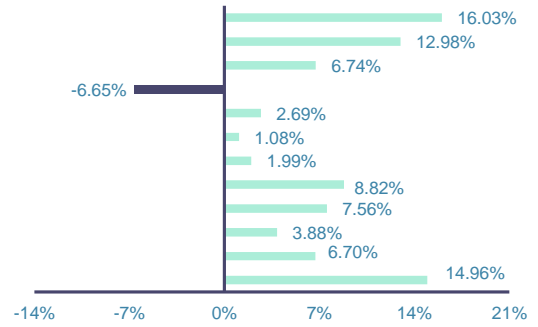


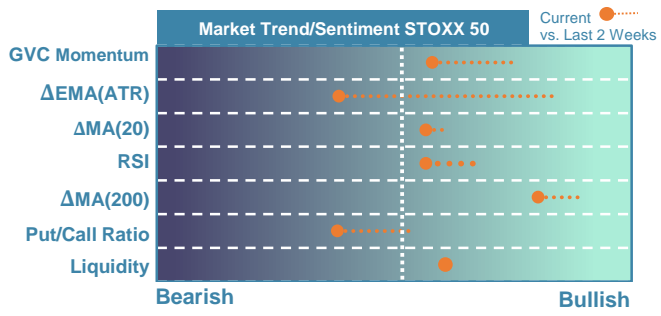
Index's Evolution YTD



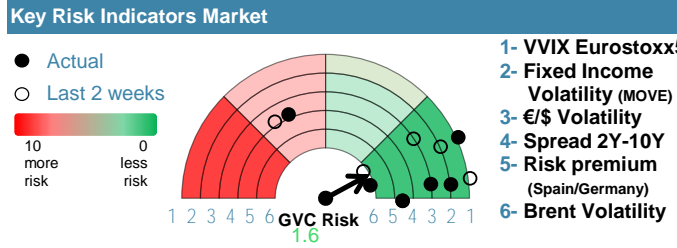
MSCI World Sector Evolution YTD



EUROPE

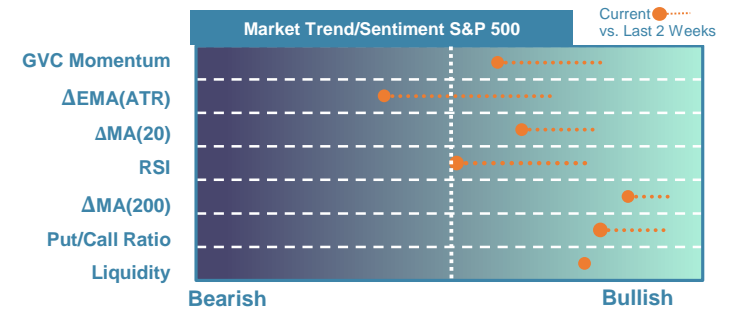


Market Index	Last	Daily Var. 22:00 PM	Future 8:43 AM	Yearly Var.
DJ Eurostoxx 50	4,982.18	0.38%	0.08%	10.19%
DAX 40	18,496.79	0.13%	-0.16%	10.42%
CAC 40	7,978.51	0.55%	0.11%	5.77%
FTSE 100	8,231.05	0.59%	0.08%	6.44%
IBEX 35	11,338.20	1.73%	0.09%	12.24%
Fixed Income	Last	Daily Var.	Bip Var.	Yearly Var.
Bond Spain 10Y	3.39	-1.25%	-4.30	12.93%
Bond Germany 10Y	2.66	-1.01%	-2.70	30.85%
Bond U.K. 10Y	4.35	-1.16%	-5.10	22.83%
H.Yield ICE BofA	6.39	-0.13%	-	-1.14%

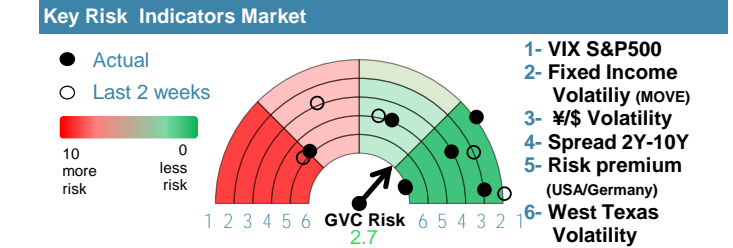


Commodities	Last	Daily Var.	Yearly Var.
Brent Oil	81.86	-2.08%	6.26%
Gold	2,344.72	0.18%	13.52%
CRB Index	342.31	-1.54%	13.57%
Copper (USD/LBS)	4.66	-2.74%	19.77%

EEUU & ASIA



Market Index	Last	Daily Var. 22:00 PM	Future 8:43 AM	Yearly Var.
DJ Industrial	38,111.48	-0.86%	-0.05%	1.12%
S&P 500	5,235.48	-0.60%	-0.17%	9.76%
Nasdaq 100	18,538.66	-1.06%	-0.31%	10.18%
Nikkei 225	38,054.13	-1.30%	1.29%	13.72%
Shanghai 30	3,091.68	-0.62%	0.36%	3.92%
Fixed Income	Last	Daily Var.	Bip Var.	Yearly Var.
Bond EEUU 10Y	4.55	-1.42%	-6.57	17.64%
Bond Japan 10Y	1.05	-3.04%	-3.30	68.16%
Bond China 10Y	2.31	0.48%	1.10	-10.51%
H.Yield ICE BofA	7.84	0.34%	-	6.43%



Currency	Last	Daily Var.	Yearly Var.
€/€	1.08	0.29%	-1.85%
¥/\$	156.82	-0.53%	11.23%
£/€	0.85	0.05%	-1.79%
B/\$	68,359.63	1.15%	62.72%

Region/ Event	Relevance	Period	Previous	Forecast	Actual	Impact
Retail Sales (Y.Y)	★★★★	Apr 2024	0.30%	-	-0.60%	Medium
Consumption (Adj.) (M.M)	★★★★	Apr 2024	0.80%	0.34%	-	-
CPI (Pre.) (Y.Y)	★★★★	May 2024	2.40%	2.59%	-	-
CPI (Pre.) (M.M)	★★★★	May 2024	0.50%	0.26%	-	-
HICP (Y.Y)	★★★★	May 2024	2.40%	2.51%	-	-
GDP (Y.Y)	★★★★	Q1 2024	0.60%	0.60%	-	-
Producer Prices (Y.Y)	★★★★	Apr 2024	-7.50%	-	-	-
GDP (Q.Q)	★★★★	Q1 2024	0.20%	0.20%	-	-