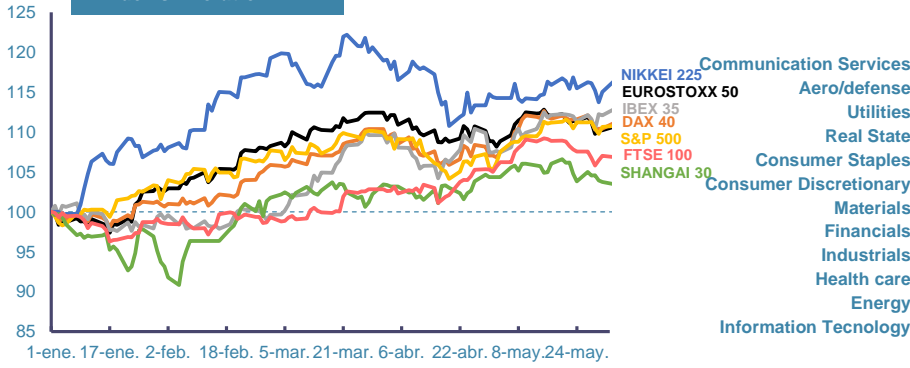
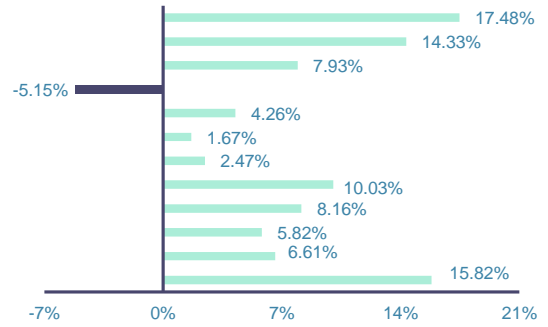


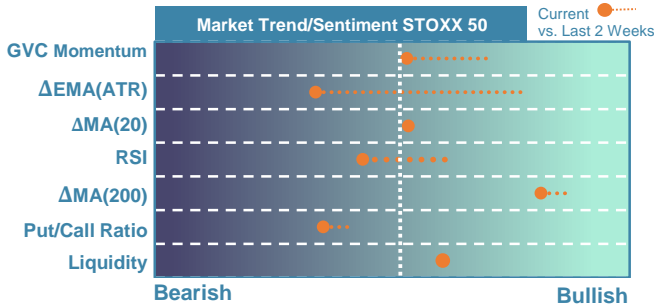
Index's Evolution YTD



MSCI World Sector Evolution YTD

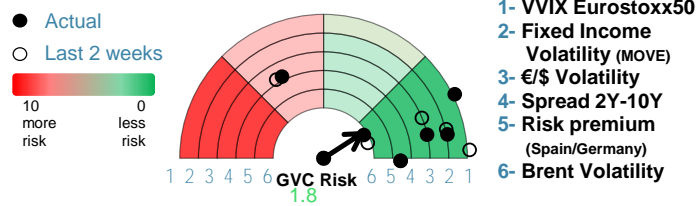


EUROPE

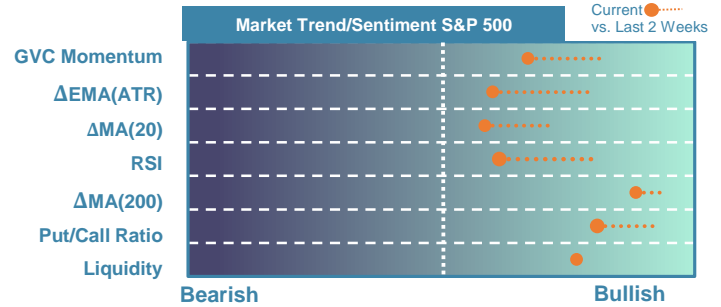


Market Index	Last	Daily Var. 22:00 PM	Future 8:14 AM	Yearly Var.
DJ Eurostoxx 50	5,003.54	0.40%	-0.08%	10.66%
DAX 40	18,608.16	0.60%	-0.20%	11.08%
CAC 40	7,998.02	0.06%	0.00%	6.03%
FTSE 100	8,262.75	-0.15%	-0.25%	6.85%
IBEX 35	11,397.20	0.66%	0.00%	12.82%
Fixed Income	Last	Daily Var.	Bip Var.	Yearly Var.
Bond Spain 10Y	3.31	-2.16%	-7.30	10.23%
Bond Germany 10Y	2.59	-2.38%	-6.30	27.40%
Bond U.K. 10Y	4.23	-2.24%	-9.70	19.38%
H.Yield ICE BofA	6.39	1.99%	-	0.17%

Key Risk Indicators Market

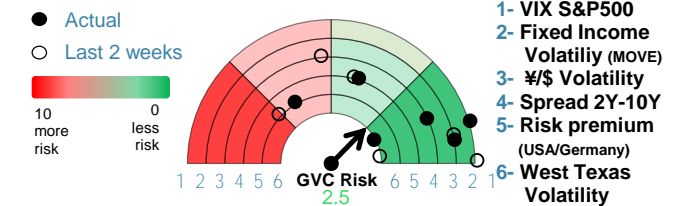


EEUU & ASIA



Market Index	Last	Daily Var. 22:00 PM	Future 8:14 AM	Yearly Var.
DJ Industrial	38,571.03	-0.30%	-0.01%	2.34%
S&P 500	5,283.40	0.11%	0.01%	10.77%
Nasdaq 100	18,600.97	0.35%	0.00%	10.55%
Nikkei 225	38,923.03	1.13%	-0.39%	16.31%
Shanghai 30	3,078.49	-0.27%	0.28%	3.48%
Fixed Income	Last	Daily Var.	Bip Var.	Yearly Var.
Bond EEUU 10Y	4.40	-1.89%	-8.46	13.87%
Bond Japan 10Y	1.06	-0.93%	-1.00	70.08%
Bond China 10Y	2.31	-0.39%	-0.90	-10.39%
H.Yield ICE BofA	7.71	1.30%	-	5.74%

Key Risk Indicators Market



Commodities	Last	Daily Var.	Yearly Var.
Brent Oil	78.36	-3.99%	1.71%
Gold	2,338.98	0.36%	13.24%
CRB Index	337.95	-0.32%	12.13%
Copper (USD/LBS)	4.67	1.35%	19.92%

Currency	Last	Daily Var.	Yearly Var.
€/€	1.09	0.56%	-1.21%
¥/\$	156.12	-0.73%	10.74%
£/€	0.85	-0.20%	-1.80%
B/\$	68,753.06	1.97%	63.66%

Region/ Event	Relevance	Period	Previous	Forecast	Actual	Impact
Unemployment Chg	★★★★	May 2024	10K	7.7K	-	-
Unemployment Rate	★★★★	May 2024	5.90%	5.92%	-	-
Reserve Assets Total	★★★★	May 2024	180169.2M	-	-	-
JOLTS Job Openings	★★★	Apr 2024	8.488M	8.3688M	-	-
Factory Orders (M.M)	★★★★	Apr 2024	1.60%	0.58%	-	-