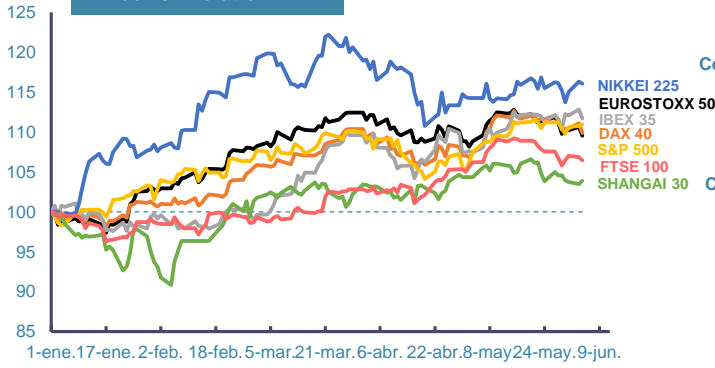
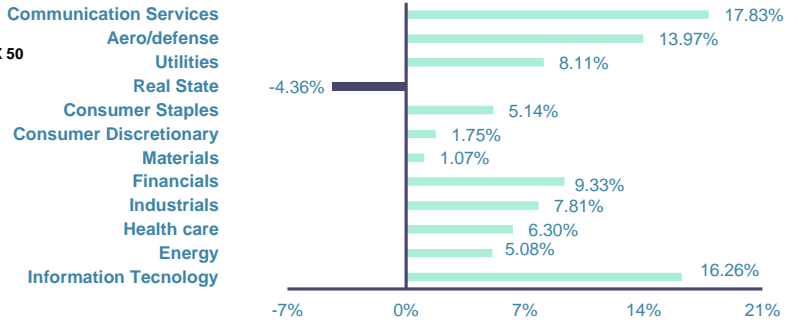


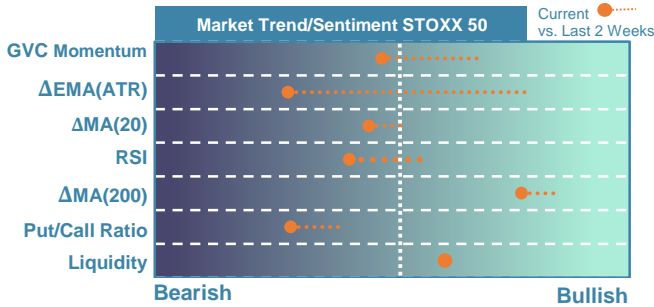
Index's Evolution YTD



MSCI World Sector Evolution YTD

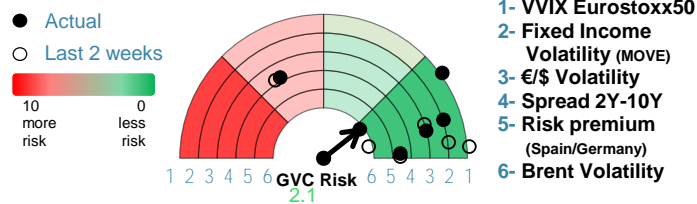


EUROPE



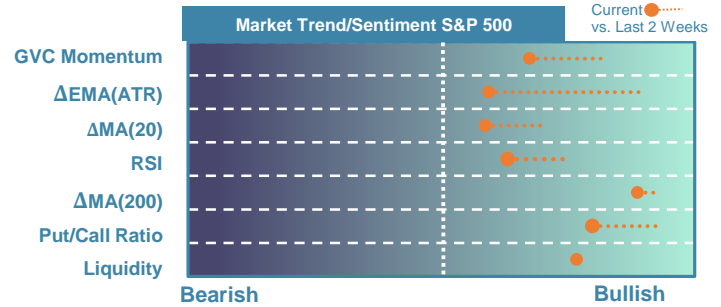
Market Index	Last	Daily Var. 22:00 PM	Future 8:29 AM	Yearly Var.
DJ Eurostoxx 50	4,953.37	-1.00%	0.52%	9.55%
DAX 40	18,405.64	-1.09%	0.51%	9.87%
CAC 40	7,937.90	-0.75%	0.62%	5.23%
FTSE 100	8,232.04	-0.37%	0.59%	6.45%
IBEX 35	11,286.40	-0.97%	0.39%	11.72%
Fixed Income	Last	Daily Var.	Bip Var.	Yearly Var.
Bond Spain 10Y	3.28	-0.91%	-3.00	9.23%
Bond Germany 10Y	2.54	-1.82%	-4.70	25.09%
Bond U.K. 10Y	4.18	-1.07%	-4.50	18.11%
H.Yield ICE BofA	6.39	0.32%	-	-1.79%

Key Risk Indicators Market



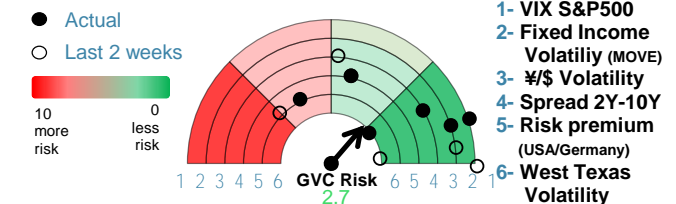
Commodities	Last	Daily Var.	Yearly Var.
Brent Oil	77.52	-1.07%	0.62%
Gold	2,326.79	-0.52%	12.65%
CRB Index	334.70	-0.96%	11.05%
Copper (USD/LBS)	4.54	-2.74%	16.63%

EEUU & ASIA



Market Index	Last	Daily Var. 22:00 PM	Future 8:29 AM	Yearly Var.
DJ Industrial	38,711.29	0.36%	0.25%	2.71%
S&P 500	5,291.34	0.15%	0.14%	10.93%
Nasdaq 100	18,654.84	0.29%	0.20%	10.87%
Nikkei 225	38,837.46	-0.22%	-0.65%	16.06%
Shanghai 30	3,091.20	0.41%	1.25%	3.91%
Fixed Income	Last	Daily Var.	Bip Var.	Yearly Var.
Bond EEUU 10Y	4.33	-1.69%	-7.42	11.95%
Bond Japan 10Y	1.01	-5.17%	-5.50	61.28%
Bond China 10Y	2.31	0.00%	0.00	-10.39%
H.Yield ICE BofA	7.68	0.46%	-	4.38%

Key Risk Indicators Market



Currency	Last	Daily Var.	Yearly Var.
€/€	1.09	-0.22%	-1.42%
¥/\$	154.86	-0.81%	9.84%
£/€	0.85	0.04%	-1.76%
B/\$	70,546.38	2.61%	67.93%

Region/ Event	Relevance	Period	Previous	Forecast	Actual	Impact
Services PMI	★★★	May 2024	56.2	56.25	-	-
S&P Services (f.) PMI	★★★★★	May 2024	53.3	53.34	-	-
S&P Svcs PMI	★★★★★	May 2024	52.9	52.91	-	-
ADP National Employment	★★★★★	May 2024	192	171.7	-	-
S&P Comp (f.) PMI	★★★★★	May 2024	54.4	-	-	-
S&P Services PMI (f.)	★★★★★	May 2024	54.8	-	-	-
ISM N-Mfg PMI	★★★★★	May 2024	49.4	50.96	-	-
S&P Comp (f.) PMI	★★★★★	May 2024	52.3	52.31	-	-
Producer Prices (Y.Y)	★★★	Apr 2024	-7.8	-5.24	-	-