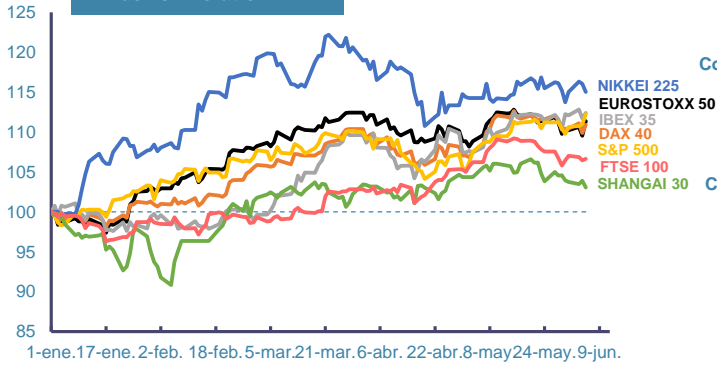
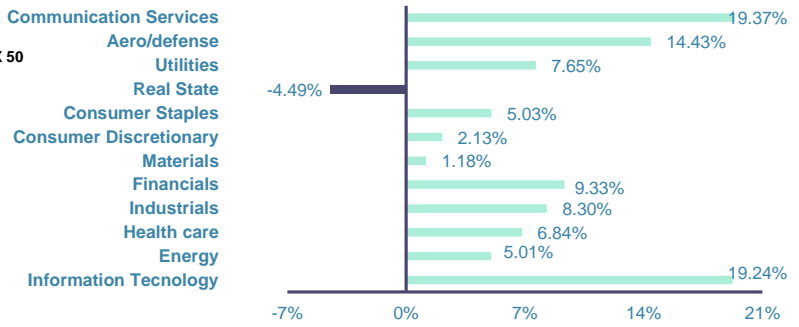


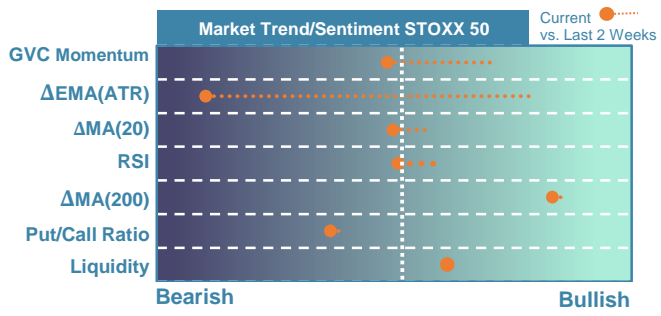
### Index's Evolution YTD



### MSCI World Sector Evolution YTD



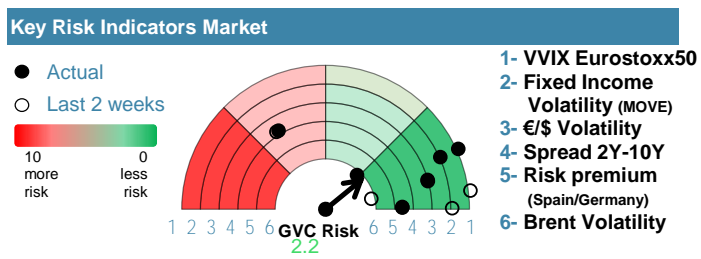
## EUROPE



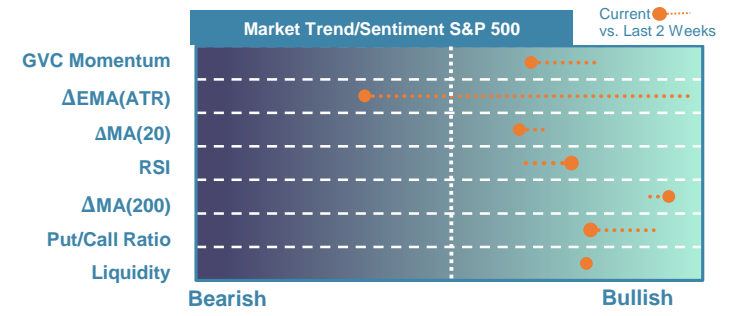
Market Index	Last	Daily Var. 22:00 PM	Future 7:52 AM	Yearly Var.
DJ Eurostoxx 50	5,035.66	1.66%	0.44%	11.37%
DAX 40	18,575.94	0.93%	0.34%	10.89%
CAC 40	8,006.57	0.87%	0.00%	6.14%
FTSE 100	8,246.95	0.18%	0.31%	6.64%
IBEX 35	11,353.10	0.59%	0.00%	12.38%

Fixed Income	Last	Daily Var.	Bip Var.	Yearly Var.
Bond Spain 10Y	3.23	-1.47%	-4.80	7.63%
Bond Germany 10Y	2.50	-1.62%	-4.10	23.07%
Bond U.K. 10Y	4.18	0.07%	0.30	18.20%
H.Yield ICE BofA	6.39	0.37%	-	-2.10%



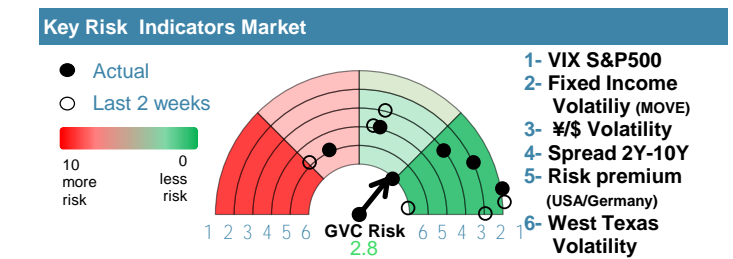
## EEUU & ASIA



Market Index	Last	Daily Var. 22:00 PM	Future 7:52 AM	Yearly Var.
DJ Industrial	38,807.33	0.25%	-0.03%	2.97%
S&P 500	5,354.03	1.18%	0.01%	12.25%
Nasdaq 100	19,035.05	2.04%	0.07%	13.13%
Nikkei 225	38,490.17	-0.89%	0.57%	15.02%
Shanghai 30	3,065.40	-0.84%	-0.03%	3.04%

Fixed Income	Last	Daily Var.	Bip Var.	Yearly Var.
Bond EEUU 10Y	4.28	-1.08%	-4.66	10.74%
Bond Japan 10Y	1.01	0.10%	0.10	61.44%
Bond China 10Y	2.31	-0.09%	-0.20	-10.47%
H.Yield ICE BofA	7.62	0.73%	-	3.91%



### Commodities

Commodity	Last	Daily Var.	Yearly Var.
Brent Oil	78.41	1.15%	1.78%
Gold	2,352.38	1.10%	13.89%
CRB Index	336.44	0.52%	11.62%
Copper (USD/LBS)	4.59	1.08%	17.89%

### Currency

Currency	Last	Daily Var.	Yearly Var.
€/€	1.09	-0.10%	-1.52%
¥/\$	155.91	0.68%	10.59%
£/€	0.85	0.05%	-1.71%
B/\$	71,079.69	0.76%	69.20%

Region/ Event	Relevance	Period	Previous	Forecast	Actual	Impact
Industrial Orders (M.M)	★★★★	Apr 2024	-0.40%	0.37%	-	-
International Trade \$	★★★★	Apr 2024	-69400M	-75600M	-	-
Initial Jobless	★★★★	W 01 Jun	219K	219.5K	-	-
Industrial Output (Y.Y)	★★★	Apr 2024	-1.20%	0.76%	-	-
ECB Deposit Rate	★★★★	Jun 2024	4%	3.75%	-	-
ECB Refinancing Rate	★★★★	Jun 2024	4.50%	4.25%	-	-
Retail Sales (Y.Y)	★★★	Apr 2024	0.70%	0.18%	-	-