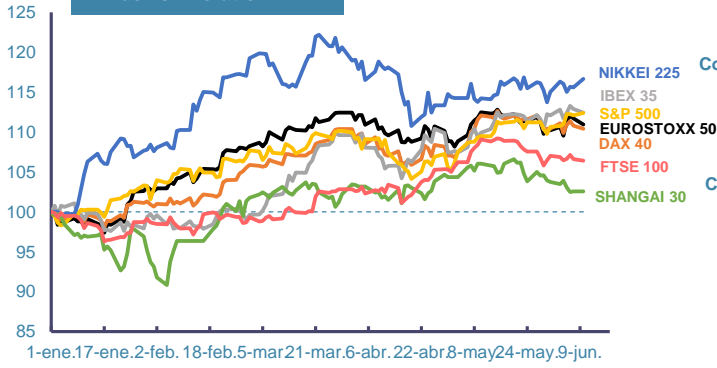
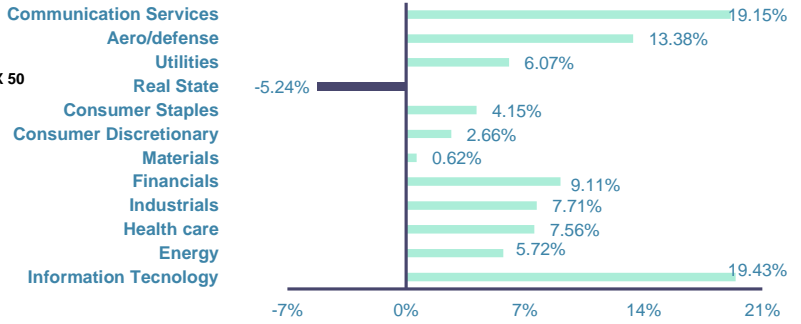


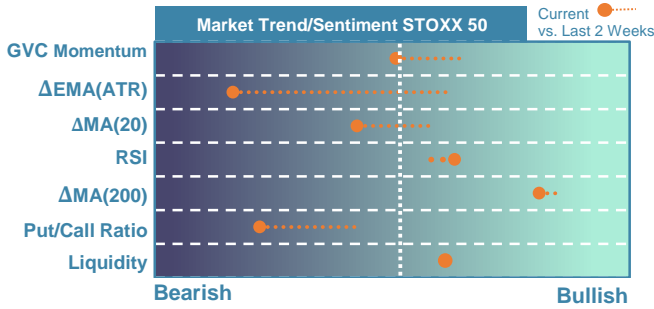
Index's Evolution YTD



MSCI World Sector Evolution YTD

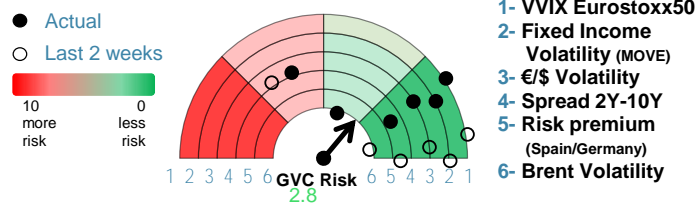


EUROPE



Market Index	Last	Daily Var. 22:00 PM	Future 8:36 AM	Yearly Var.
DJ Eurostoxx 50	5,016.48	-0.69%	0.46%	10.94%
DAX 40	18,494.89	-0.34%	0.27%	10.41%
CAC 40	7,893.98	-1.35%	0.32%	4.65%
FTSE 100	8,228.48	-0.20%	0.38%	6.40%
IBEX 35	11,357.20	-0.42%	0.19%	12.42%
Fixed Income	Last	Daily Var.	Bip Var.	Yearly Var.
Bond Spain 10Y	3.49	2.95%	10.00	16.37%
Bond Germany 10Y	2.68	2.22%	5.80	31.84%
Bond U.K. 10Y	4.32	1.36%	5.80	22.18%
H.Yield ICE BofA	6.39	-0.99%	-	-2.40%

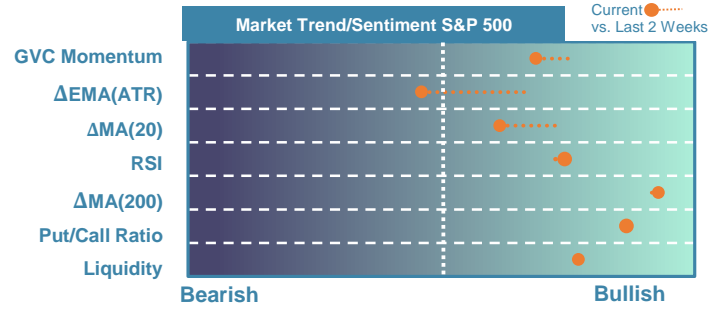
Key Risk Indicators Market



Commodities	Last	Daily Var.	Yearly Var.
Brent Oil	81.63	2.52%	5.96%
Gold	2,304.69	-0.46%	11.58%
CRB Index	340.98	0.57%	13.13%
Copper (USD/LBS)	4.54	1.40%	16.68%

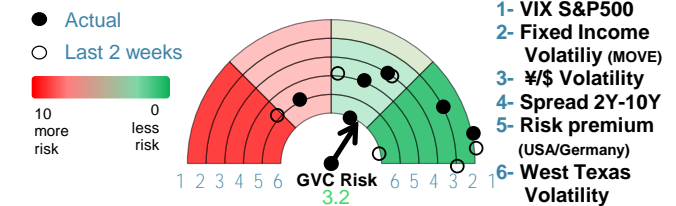
Region/ Event	Relevance	Period	Previous	Forecast	Actual	Impact
Unemployment Rate	★★★★	Apr 2024	4.30%	4.34%	4.40%	Low
Claimant Count Unem	★★★★	May 2024	8.900	-	50.4	Low

EEUU & ASIA



Market Index	Last	Daily Var. 22:00 PM	Future 8:36 AM	Yearly Var.
DJ Industrial	38,868.04	0.18%	-0.02%	3.13%
S&P 500	5,360.79	0.26%	0.03%	12.39%
Nasdaq 100	19,074.67	0.39%	0.00%	13.36%
Nikkei 225	39,038.16	0.92%	0.46%	16.66%
Shanghai 30	3,051.28	0.00%	-0.11%	2.57%
Fixed Income	Last	Daily Var.	Bip Var.	Yearly Var.
Bond EEUU 10Y	4.47	0.80%	3.55	15.55%
Bond Japan 10Y	1.03	6.96%	6.70	64.80%
Bond China 10Y	2.31	0.00%	0.00	-10.47%
H.Yield ICE BofA	7.72	-0.13%	-	4.38%

Key Risk Indicators Market



Currency	Last	Daily Var.	Yearly Var.
€/€	1.08	-0.34%	-2.46%
¥/\$	157.03	0.18%	11.38%
£/€	0.84	-0.68%	-2.59%
B/\$	69,498.56	0.24%	65.43%