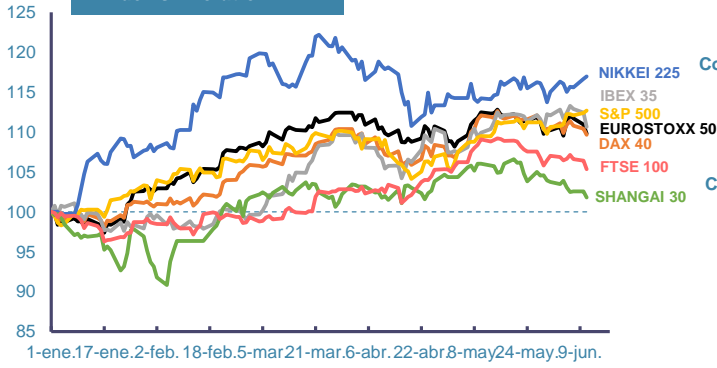
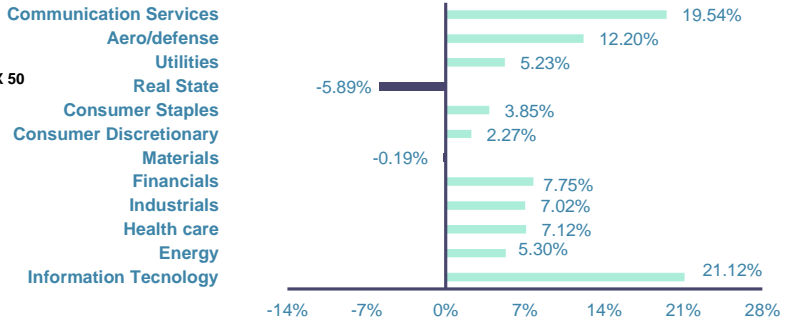


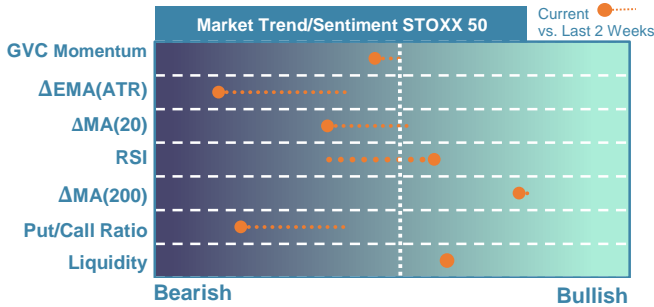
Index's Evolution YTD



MSCI World Sector Evolution YTD



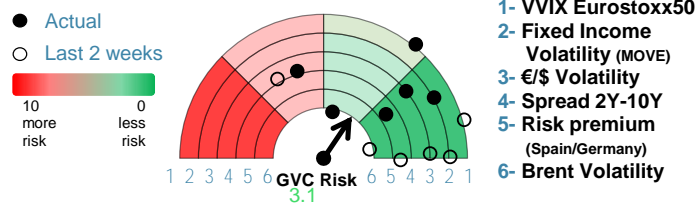
EUROPE



Market Index	Last	Daily Var. 22:00 PM	Future 8:38 AM	Yearly Var.
DJ Eurostoxx 50	4,965.09	-1.03%	0.58%	9.81%
DAX 40	18,369.94	-0.68%	0.49%	9.66%
CAC 40	7,789.21	-1.33%	0.47%	3.26%
FTSE 100	8,147.81	-0.98%	0.60%	5.36%
IBEX 35	11,175.50	-1.60%	0.41%	10.63%

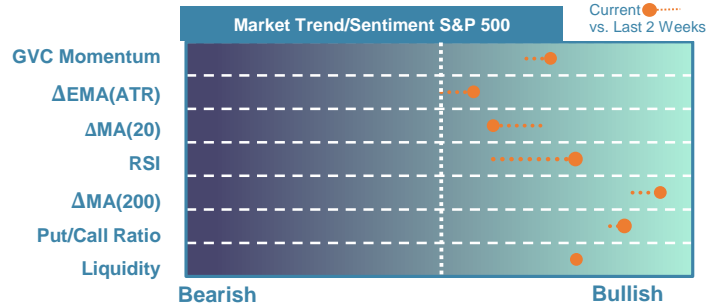
Fixed Income	Last	Daily Var.	Bip Var.	Yearly Var.
Bond Spain 10Y	3.46	-0.95%	-3.30	15.27%
Bond Germany 10Y	2.62	-1.98%	-5.30	29.23%
Bond U.K. 10Y	4.27	-1.23%	-5.30	20.68%
H.Yield ICE BofA	6.39	-0.32%	-	-1.43%

Key Risk Indicators Market



Commodities	Last	Daily Var.	Yearly Var.
Brent Oil	81.92	0.36%	6.33%
Gold	2,312.10	0.32%	11.94%
CRB Index	342.63	0.48%	13.68%
Copper (USD/LBS)	4.49	-1.01%	15.50%

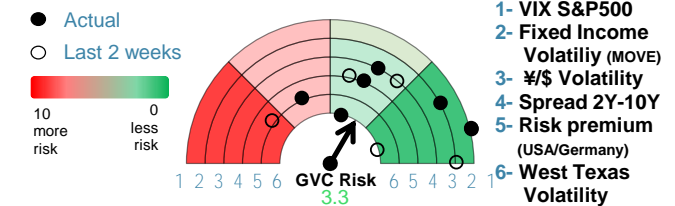
EEUU & ASIA



Market Index	Last	Daily Var. 22:00 PM	Future 8:38 AM	Yearly Var.
DJ Industrial	38,747.42	-0.31%	0.15%	2.81%
S&P 500	5,375.32	0.27%	0.14%	12.69%
Nasdaq 100	19,210.18	0.71%	0.16%	14.17%
Nikkei 225	39,134.79	0.25%	-0.59%	16.95%
Shanghai 30	3,028.05	-0.76%	-0.95%	1.79%

Fixed Income	Last	Daily Var.	Bip Var.	Yearly Var.
Bond EEUU 10Y	4.40	-1.54%	-6.89	13.76%
Bond Japan 10Y	1.02	-1.36%	-1.40	62.56%
Bond China 10Y	2.31	-0.17%	-0.40	-10.62%
H.Yield ICE BofA	7.70	0.29%	-	4.52%

Key Risk Indicators Market



Currency	Last	Daily Var.	Yearly Var.
€/\$	1.07	-0.23%	-2.69%
¥/\$	157.15	0.08%	11.47%
£/€	0.84	-0.07%	-2.65%
B/\$	67,321.63	-3.13%	60.25%

Region/ Event	Relevance	Period	Previous	Forecast	Actual	Impact
CPI (f.) (Y.Y)	★ ★ ★ ★	May 2024	3.40%	3.39%	-	-
Core CPI (Y.Y)	★ ★ ★ ★	May 2024	3.60%	3.51%	-	-
FED Funds Target Rate	★ ★ ★ ★	12 Jun	5.38%	5.38%	-	-
CPI Final (Y.Y)	★ ★ ★ ★	May 2024	2.40%	2.40%	2.40%	Neutral
HICP Final (Y.Y)	★ ★ ★ ★	May 2024	2.80%	2.80%	2.80%	Neutral
Mng. Output (M.M)	★ ★ ★ ★	Apr 2024	0.30%	-0.16%	-1.40%	Medium
CPI (Y.Y)	★ ★ ★ ★	May 2024	0.30%	0.37%	0.30%	Low