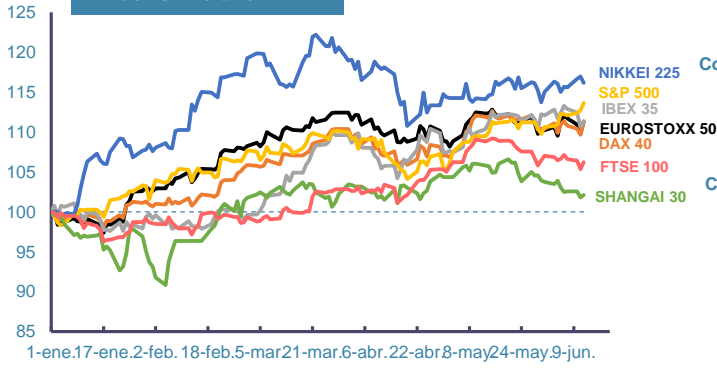
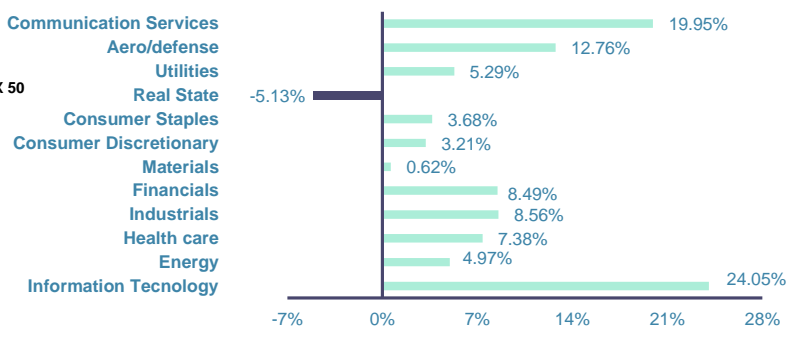


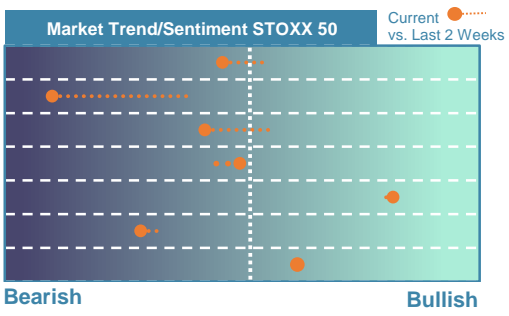
Index's Evolution YTD



MSCI World Sector Evolution YTD

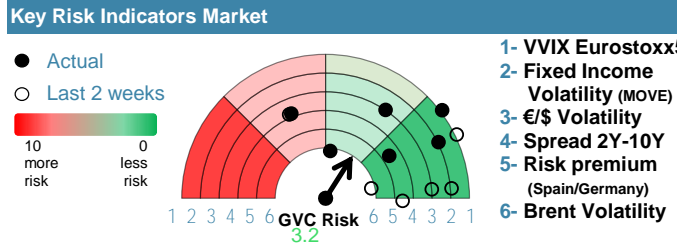


EUROPE

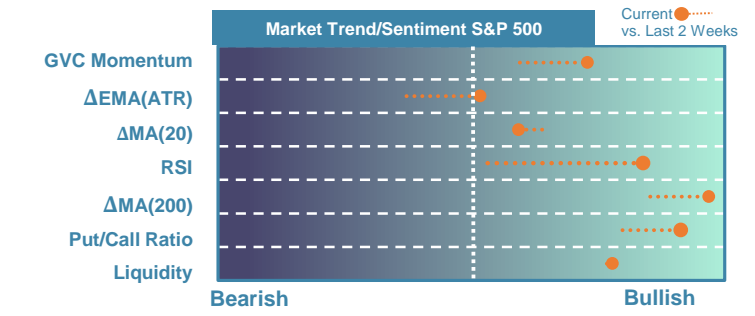


Market Index	Last	Daily Var. 22:00 PM	Future 8:34 AM	Yearly Var.
DJ Eurostoxx 50	5,034.43	1.40%	-0.28%	11.34%
DAX 40	18,630.86	1.42%	-0.28%	11.22%
CAC 40	7,864.70	0.97%	-0.25%	4.26%
FTSE 100	8,215.48	0.83%	-0.47%	6.24%
IBEX 35	11,245.40	0.63%	-0.45%	11.32%

Fixed Income	Last	Daily Var.	Bip Var.	Yearly Var.
Bond Spain 10Y	3.37	-2.66%	-9.20	12.20%
Bond Germany 10Y	2.54	-3.32%	-8.70	24.94%
Bond U.K. 10Y	4.13	-3.33%	-14.20	16.67%
H.Yield ICE BofA	6.39	0.81%	-	-1.11%

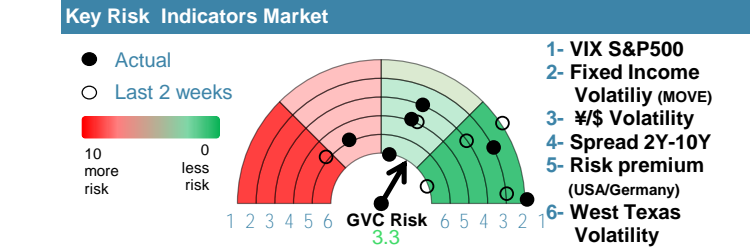


EEUU & ASIA



Market Index	Last	Daily Var. 22:00 PM	Future 8:34 AM	Yearly Var.
DJ Industrial	38,712.21	-0.09%	-0.11%	2.71%
S&P 500	5,421.03	0.85%	0.19%	13.65%
Nasdaq 100	19,465.18	1.33%	0.69%	15.69%
Nikkei 225	38,876.71	-0.66%	-0.59%	16.17%
Shanghai 30	3,037.47	0.31%	0.41%	2.10%

Fixed Income	Last	Daily Var.	Bip Var.	Yearly Var.
Bond EEUU 10Y	4.33	-1.56%	-6.85	11.99%
Bond Japan 10Y	0.99	-2.85%	-2.90	57.92%
Bond China 10Y	2.31	0.09%	0.20	-10.55%
H.Yield ICE BofA	7.52	2.39%	-	4.22%



Commodities	Last	Daily Var.	Yearly Var.
Brent Oil	82.60	0.83%	7.22%
Gold	2,325.74	0.59%	12.60%
CRB Index	345.47	0.83%	14.62%
Copper (USD/LBS)	4.56	1.37%	17.08%

Currency	Last	Daily Var.	Yearly Var.
€/\$	1.08	0.64%	-2.07%
¥/\$	156.80	-0.22%	11.22%
£/€	0.84	0.15%	-2.51%
B/\$	68,213.63	1.33%	62.37%

Region/ Event	Relevance	Period	Previous	Forecast	Actual	Impact
Industrial Production (Y.Y)	★★★★	Apr 2024	-1%	-1.85%	-	-
Industrial Production (M.M)	★★★★	Apr 2024	0.60%	0.09%	-	-
HICP (M.M)	★★★★	May 2024	0.20%	0.20%	-	-
CPI (f.) (Y.Y)	★★★★	May 2024	3.60%	3.60%	-	-
Core CPI (Y.Y)	★★★★★	May 2024	2.90%	-	-	-
Initial Jobless	★★★★★	W 08 Jun	229.000	224.500	-	-