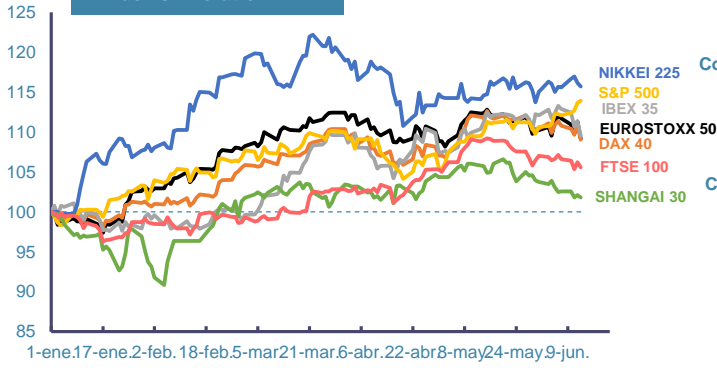
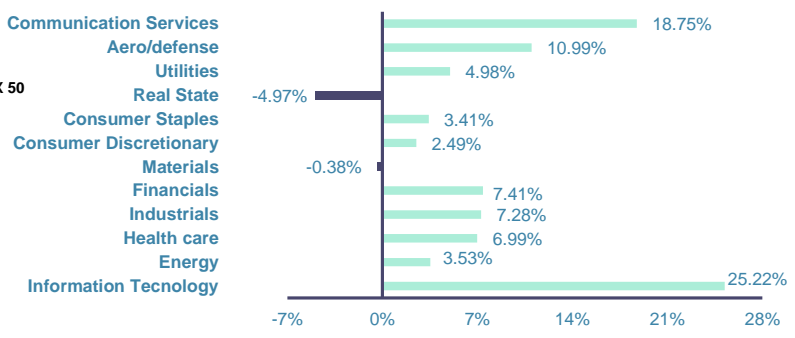


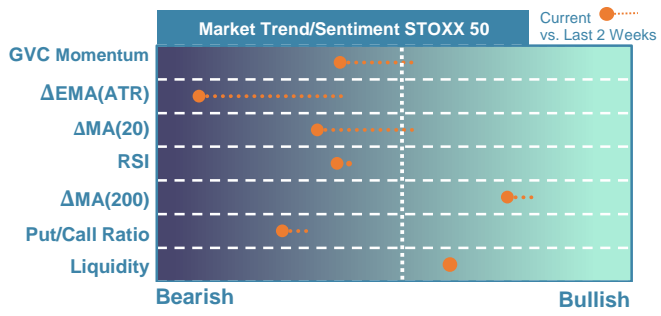
**Index's Evolution YTD**



**MSCI World Sector Evolution YTD**



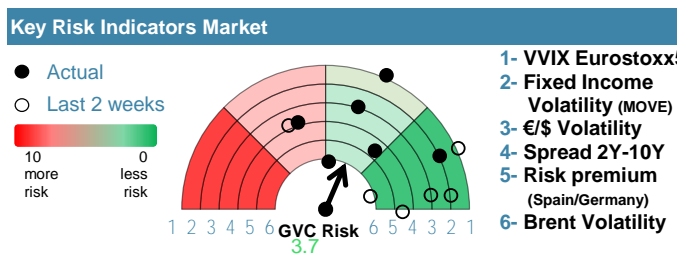
**EUROPE**



Market Index	Last	Daily Var. 22:00 PM	Future 8:37 AM	Yearly Var.
DJ Eurostoxx 50	4,935.50	-1.97%	0.47%	9.15%
DAX 40	18,265.68	-1.96%	0.39%	9.04%
CAC 40	7,708.02	-1.99%	0.26%	2.19%
FTSE 100	8,163.67	-0.63%	0.53%	5.57%
IBEX 35	11,066.10	-1.59%	0.22%	9.54%

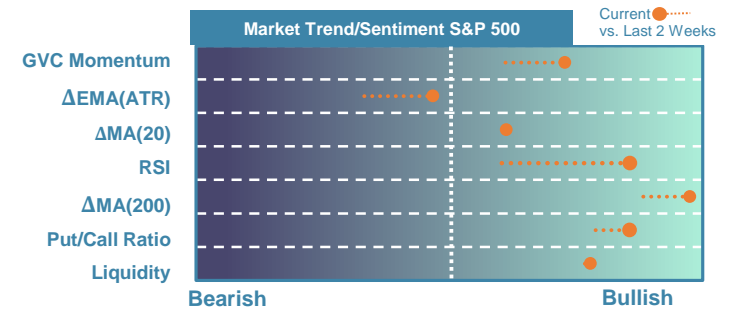
  

Fixed Income	Last	Daily Var.	Bip Var.	Yearly Var.
Bond Spain 10Y	3.37	0.15%	0.50	12.37%
Bond Germany 10Y	2.49	-1.74%	-4.40	22.77%
Bond U.K. 10Y	4.12	-0.15%	-0.60	16.50%
H.Yield ICE BofA	6.39	-0.14%	-	-1.91%



Commodities	Last	Daily Var.	Yearly Var.
Brent Oil	82.75	0.18%	7.41%
Gold	2,309.68	-0.69%	11.82%
CRB Index	346.10	0.18%	14.83%
Copper (USD/LBS)	4.47	-1.82%	14.95%

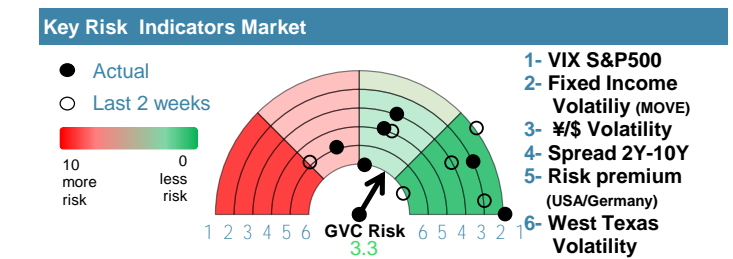
**EEUU & ASIA**



Market Index	Last	Daily Var. 22:00 PM	Future 8:37 AM	Yearly Var.
DJ Industrial	38,647.10	-0.17%	-0.03%	2.54%
S&P 500	5,433.74	0.23%	0.06%	13.92%
Nasdaq 100	19,576.92	0.57%	0.24%	16.35%
Nikkei 225	38,720.47	-0.40%	0.31%	15.71%
Shanghai 30	3,028.92	-0.28%	-0.41%	1.82%

Fixed Income	Last	Daily Var.	Bip Var.	Yearly Var.
Bond EEUU 10Y	4.24	-2.11%	-9.13	9.63%
Bond Japan 10Y	0.97	-1.82%	-1.80	55.04%
Bond China 10Y	2.30	-0.22%	-0.50	-10.74%
H.Yield ICE BofA	7.54	-0.28%	-	1.79%



Currency	Last	Daily Var.	Yearly Var.
€/€	1.07	-0.67%	-2.72%
¥/\$	157.05	0.16%	11.40%
£/€	0.84	-0.13%	-2.64%
B/\$	66,810.88	-2.06%	59.04%

Region/ Event	Relevance	Period	Previous	Forecast	Actual	Impact
CPI (f.) (M.M)	★★★★	May 2024	0.20%	0.20%	-	-
Export Prices (M.M)	★★★	May 2024	0.50%	-0.10%	-	-
Import Prices (M.M)	★★★	May 2024	0.90%	-0.03%	-	-
U Mich Sentiment Prelim	★★★★	Jun 2024	69.1	71.94	-	-
Reserve Assets Total	★★★★	May 2024	1.253.840M	-	-	-
CPI (f.) (Y.Y)	★★★★	May 2024	2.70%	2.70%	-	-
Total Trade Balance	★★★★	Apr 2024	17.300M	-	-	-