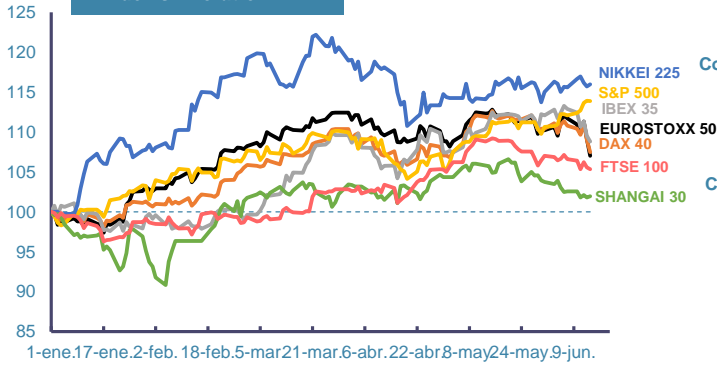
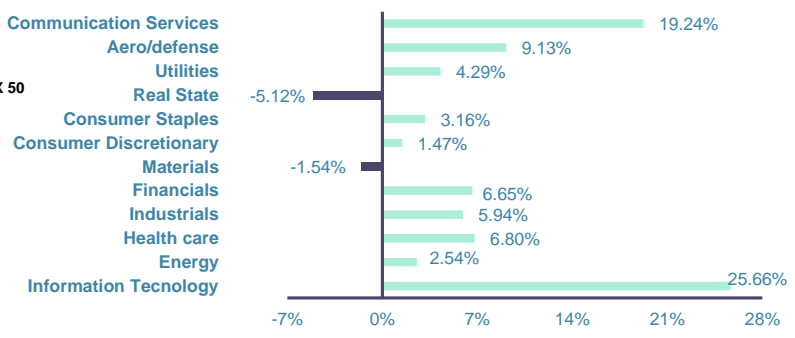


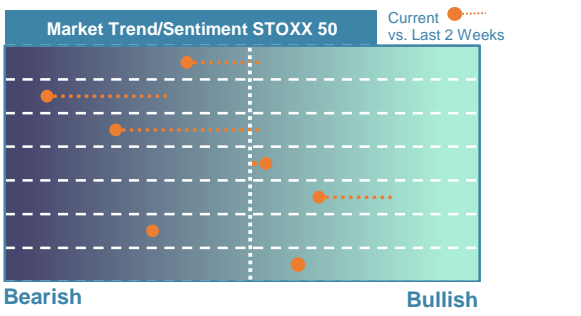
Index's Evolution YTD



MSCI World Sector Evolution YTD

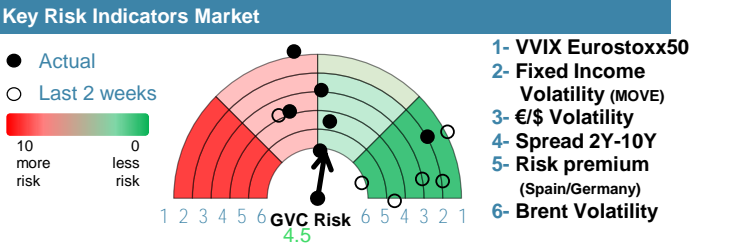


EUROPE

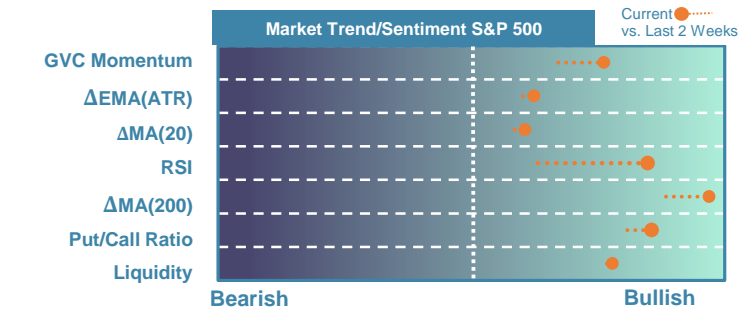


Market Index	Last	Daily Var. 22:00 PM	Future 8:19 AM	Yearly Var.
DJ Eurostoxx 50	4,839.14	-1.95%	0.27%	7.02%
DAX 40	18,002.02	-1.44%	0.16%	7.46%
CAC 40	7,503.27	-2.66%	0.08%	-0.53%
FTSE 100	8,146.86	-0.21%	0.35%	5.35%
IBEX 35	10,992.30	-0.67%	0.30%	8.81%

Fixed Income	Last	Daily Var.	Bip Var.	Yearly Var.
Bond Spain 10Y	3.33	-1.13%	-3.80	11.10%
Bond Germany 10Y	2.36	-5.42%	-13.50	16.12%
Bond U.K. 10Y	4.06	-1.50%	-6.20	14.75%
H.Yield ICE BofA	6.39	-1.10%	-	-1.77%

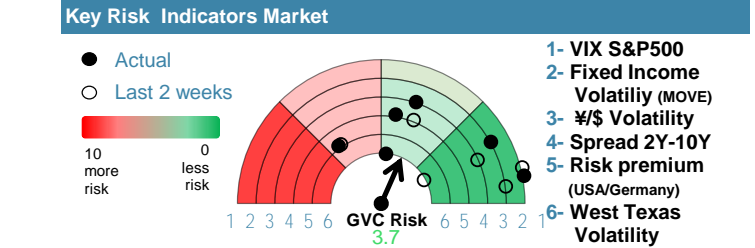


EEUU & ASIA



Market Index	Last	Daily Var. 22:00 PM	Future 8:19 AM	Yearly Var.
DJ Industrial	38,589.16	-0.15%	-0.06%	2.39%
S&P 500	5,431.60	-0.04%	-0.10%	13.87%
Nasdaq 100	19,659.80	0.42%	-0.05%	16.84%
Nikkei 225	38,814.56	0.24%	-1.98%	15.99%
Shanghai 30	3,032.63	0.12%	-0.05%	1.94%

Fixed Income	Last	Daily Var.	Bip Var.	Yearly Var.
Bond EEUU 10Y	4.21	-0.69%	-2.91	8.88%
Bond Japan 10Y	0.93	-3.61%	-3.50	49.44%
Bond China 10Y	2.29	-0.43%	-1.00	-11.13%
H.Yield ICE BofA	7.61	-0.92%	-	2.07%



Commodities	Last	Daily Var.	Yearly Var.
Brent Oil	82.62	-0.16%	7.24%
Gold	2,331.65	0.95%	12.89%
CRB Index	344.28	-0.53%	14.23%
Copper (USD/LBS)	4.47	-0.03%	14.91%

Currency	Last	Daily Var.	Yearly Var.
€/\$	1.07	-0.33%	-3.04%
¥/\$	157.31	0.17%	11.58%
£/€	0.84	0.01%	-2.63%
B/\$	65,987.69	-1.23%	57.08%

Region/ Event	Relevance	Period	Previous	Forecast	Actual	Impact
Consumer Prices (f.) (M.M)	★★★	May 2024	0.20%	-	-	-
NY Fed Manufacturing	★★★	Jun 2024	-15.6	-	-	-
Industrial Output (Y.Y)	★★★	May 2024	6.70%	6.03%	5.60%	Low
Retail Sales (Y.Y)	★★★★	May 2024	2.30%	3.32%	3.70%	Medium
CPI (f.) (Y.Y)	★★★★	May 2024	0.80%	-	-	-