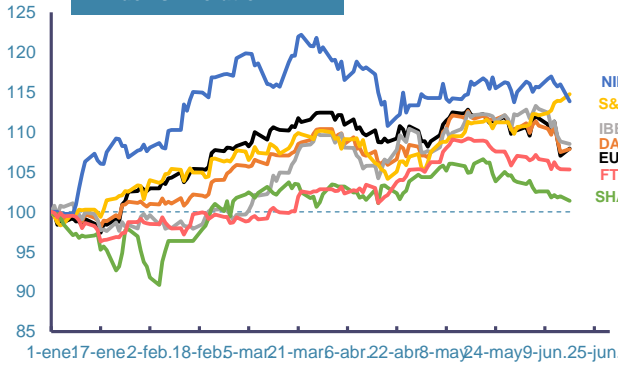
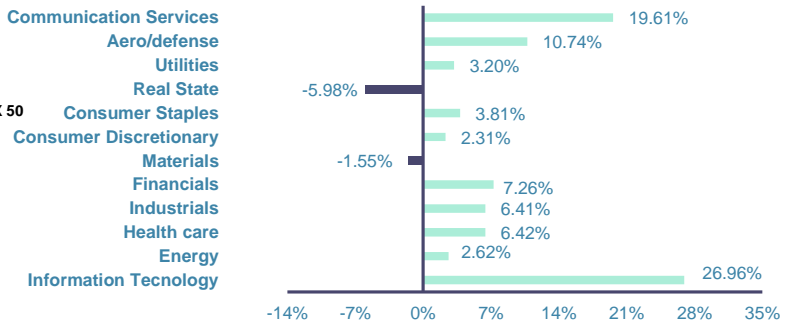


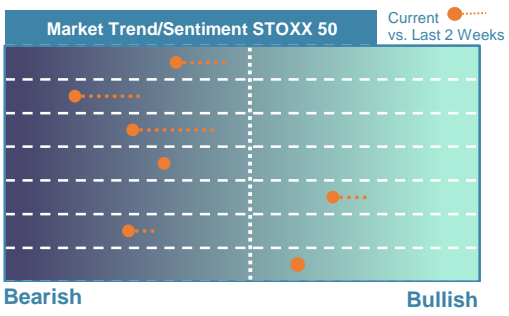
Index's Evolution YTD



MSCI World Sector Evolution YTD

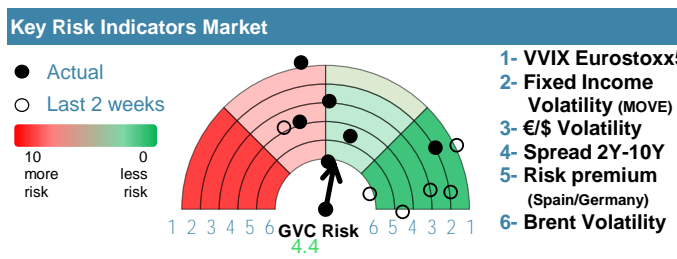


EUROPE



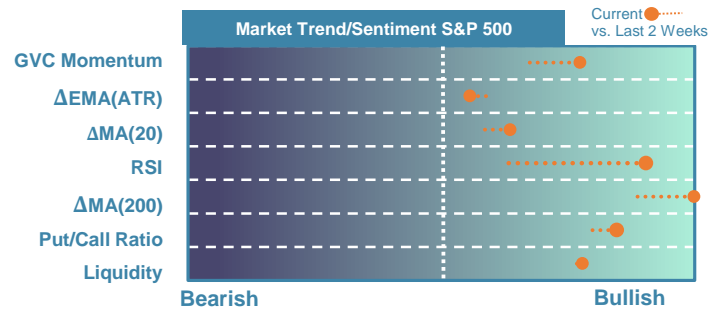
Market Index	Last	Daily Var. 22:00 PM	Future 8:42 AM	Yearly Var.
DJ Eurostoxx 50	4,880.43	0.85%	0.82%	7.94%
DAX 40	18,068.21	0.37%	0.69%	7.86%
CAC 40	7,571.57	0.91%	0.79%	0.38%
FTSE 100	8,142.15	-0.06%	0.56%	5.29%
IBEX 35	10,959.50	-0.30%	0.64%	8.49%

Fixed Income	Last	Daily Var.	Bip Var.	Yearly Var.
Bond Spain 10Y	3.36	0.75%	2.50	11.93%
Bond Germany 10Y	2.41	2.38%	5.60	18.88%
Bond U.K. 10Y	4.12	1.43%	5.80	16.39%
H.Yield ICE BofA	6.39	-0.69%	-	-0.67%



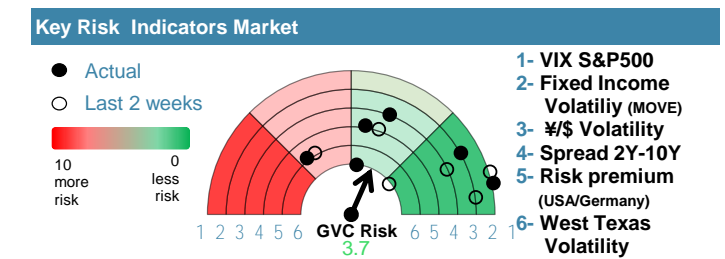
Commodities	Last	Daily Var.	Yearly Var.
Brent Oil	84.25	1.97%	9.36%
Gold	2,323.19	-0.36%	12.48%
CRB Index	343.31	-0.28%	13.90%
Copper (USD/LBS)	4.43	-0.96%	13.80%

EEUU & ASIA



Market Index	Last	Daily Var. 22:00 PM	Future 8:42 AM	Yearly Var.
DJ Industrial	38,778.10	0.49%	0.09%	2.89%
S&P 500	5,473.23	0.77%	0.02%	14.75%
Nasdaq 100	19,902.75	1.24%	0.02%	18.29%
Nikkei 225	38,102.44	-1.83%	1.05%	13.86%
Shanghai 30	3,015.89	-0.55%	-0.17%	1.38%

Fixed Income	Last	Daily Var.	Bip Var.	Yearly Var.
Bond EEUU 10Y	4.28	1.56%	6.58	10.58%
Bond Japan 10Y	0.93	-0.43%	-0.40	48.80%
Bond China 10Y	2.27	-0.79%	-1.80	-11.83%
H.Yield ICE BofA	7.64	-0.41%	-	3.02%



Currency	Last	Daily Var.	Yearly Var.
€/€	1.07	0.30%	-2.74%
¥/\$	157.71	0.25%	11.86%
£/€	0.85	0.16%	-2.48%
B/\$	66,437.75	0.68%	58.15%

Region/ Event	Relevance	Period	Previous	Forecast	Actual	Impact
ZEW Current Conditions	★★★★	Jun 2024	-72.3	-65.38	-	-
ZEW Economic Sentiment	★★★★	Jun 2024	47.1	49.56	-	-
Retail Sales (M.M)	★★★★	May 2024	0%	0.27%	-	-
Ind. Production (M.M)	★★★★	May 2024	0%	0.27%	-	-
Capacity Utilization	★★★	May 2024	78.40%	78.54%	-	-
HICP Final (Y.Y)	★★★★	May 2024	2.60%	2.60%	-	-