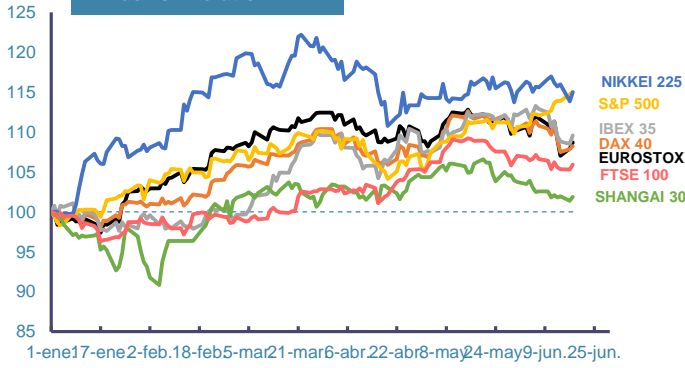
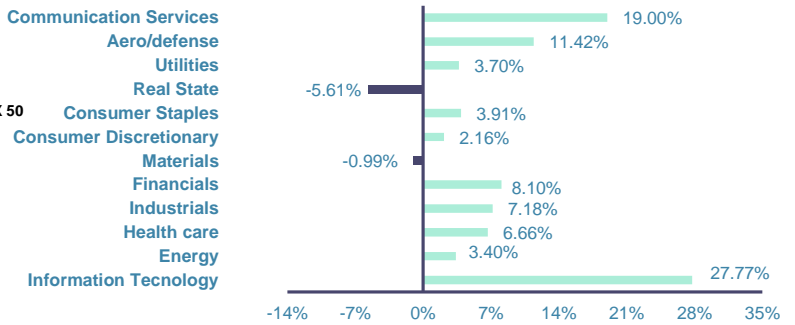


### Index's Evolution YTD



### MSCI World Sector Evolution YTD



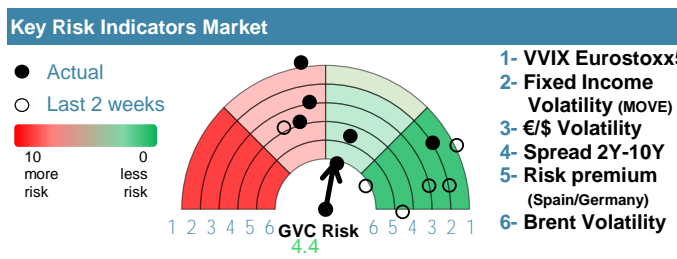
## EUROPE



| Market Index    | Last      | Daily Var. 22:00 PM | Future 8:24 AM | Yearly Var. |
|-----------------|-----------|---------------------|----------------|-------------|
| DJ Eurostoxx 50 | 4,915.47  | 0.72%               | 0.20%          | 8.71%       |
| DAX 40          | 18,131.97 | 0.35%               | 0.10%          | 8.24%       |
| CAC 40          | 7,628.80  | 0.76%               | 0.10%          | 1.14%       |
| FTSE 100        | 8,191.29  | 0.60%               | -0.02%         | 5.92%       |
| IBEX 35         | 11,067.70 | 0.99%               | 0.13%          | 9.56%       |

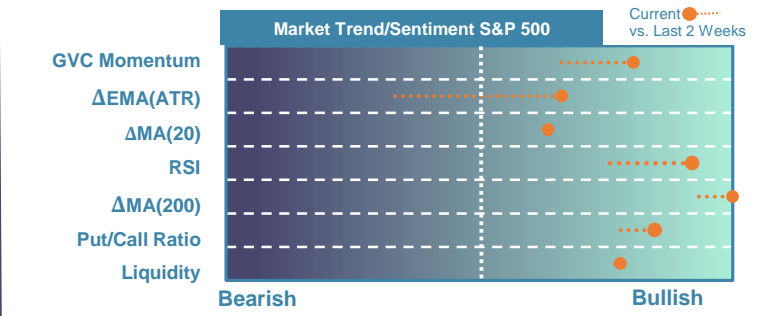
  

| Fixed Income     | Last | Daily Var. | Bip Var. | Yearly Var. |
|------------------|------|------------|----------|-------------|
| Bond Spain 10Y   | 3.31 | -1.34%     | -4.50    | 10.43%      |
| Bond Germany 10Y | 2.39 | -0.79%     | -1.90    | 17.94%      |
| Bond U.K. 10Y    | 4.05 | -1.60%     | -6.60    | 14.52%      |
| H.Yield ICE BofA | 6.39 | 0.85%      | -        | 0.02%       |



| Commodities      | Last     | Daily Var. | Yearly Var. |
|------------------|----------|------------|-------------|
| Brent Oil        | 85.33    | 1.28%      | 10.76%      |
| Gold             | 2,323.16 | 0.00%      | 12.48%      |
| CRB Index        | 346.41   | 0.90%      | 14.93%      |
| Copper (USD/LBS) | 4.45     | 0.44%      | 14.30%      |

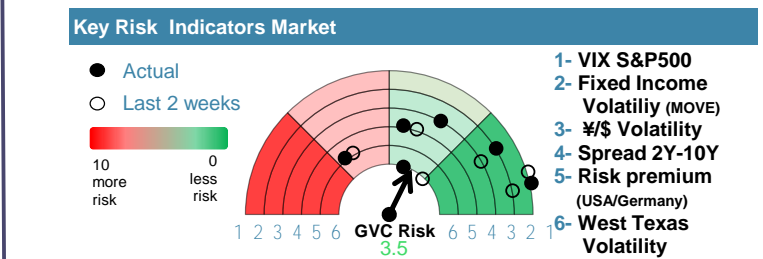
## EEUU & ASIA



| Market Index  | Last      | Daily Var. 22:00 PM | Future 8:24 AM | Yearly Var. |
|---------------|-----------|---------------------|----------------|-------------|
| DJ Industrial | 38,834.86 | 0.15%               | -0.04%         | 3.04%       |
| S&P 500       | 5,487.03  | 0.25%               | 0.07%          | 15.04%      |
| Nasdaq 100    | 19,908.86 | 0.03%               | 0.16%          | 18.32%      |
| Nikkei 225    | 38,482.11 | 1.00%               | 0.29%          | 14.99%      |
| Shanghai 30   | 3,030.25  | 0.48%               | 3.24%          | 1.86%       |

| Fixed Income     | Last | Daily Var. | Bip Var. | Yearly Var. |
|------------------|------|------------|----------|-------------|
| Bond EEUU 10Y    | 4.22 | -1.41%     | -6.01    | 9.03%       |
| Bond Japan 10Y   | 0.95 | 1.94%      | 1.80     | 51.68%      |
| Bond China 10Y   | 2.26 | -0.75%     | -1.70    | -12.49%     |
| H.Yield ICE BofA | 7.57 | 1.02%      | -        | 3.44%       |



| Currency | Last      | Daily Var. | Yearly Var. |
|----------|-----------|------------|-------------|
| €/€      | 1.07      | 0.05%      | -2.69%      |
| ¥/\$     | 157.86    | 0.10%      | 11.97%      |
| £/€      | 0.85      | 0.14%      | -2.34%      |
| B/\$     | 65,088.08 | -2.03%     | 54.93%      |

| Region/ Event           | Relevance | Period   | Previous | Forecast | Actual | Impact |
|-------------------------|-----------|----------|----------|----------|--------|--------|
| CPI (f.) (Y.Y)          | ★★★★      | May 2024 | 2.30%    | 2.03%    | 2%     | Low    |
| PPI Input prices (Y.Y)  | ★★★       | May 2024 | -1.60%   | -0.34%   | -0.10% | Low    |
| PPI Output prices (Y.Y) | ★★★       | May 2024 | 1.10%    | 1.76%    | 1.70%  | Low    |