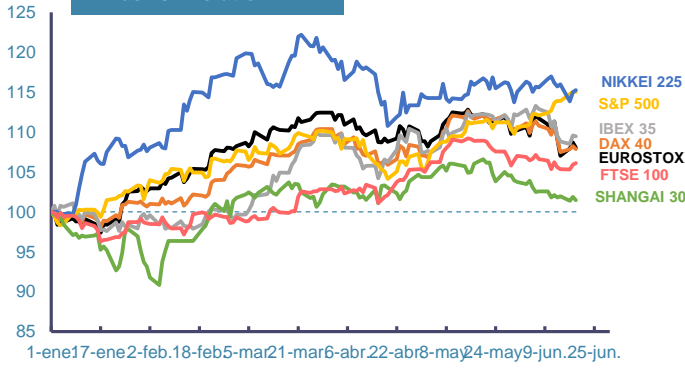
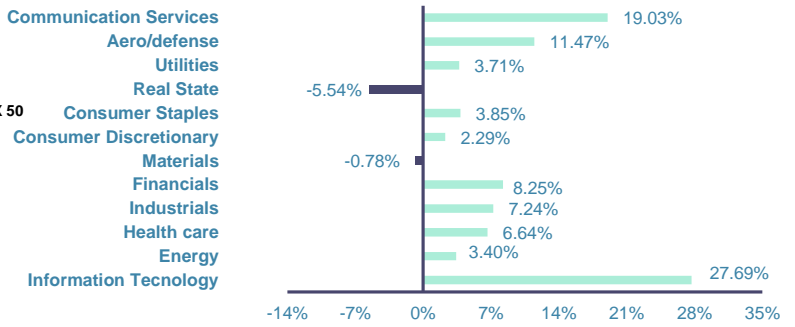


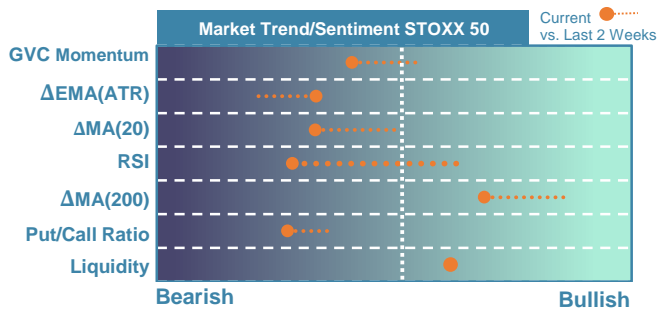
Index's Evolution YTD



MSCI World Sector Evolution YTD

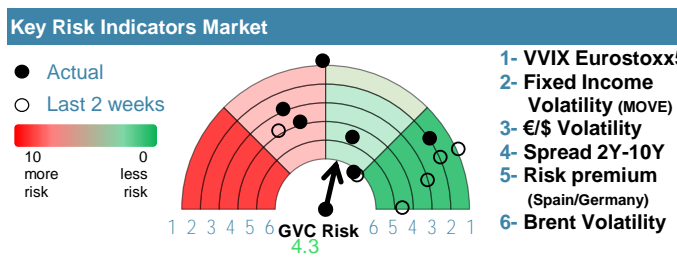


EUROPE



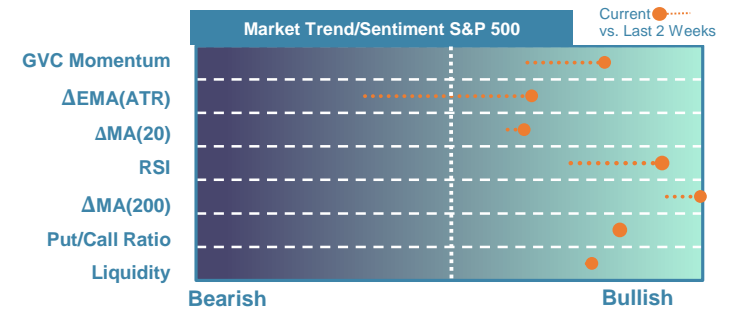
Market Index	Last	Daily Var. 22:00 PM	Future 8:43 AM	Yearly Var.
DJ Eurostoxx 50	4,885.45	-0.61%	0.33%	8.05%
DAX 40	18,067.91	-0.35%	0.35%	7.86%
CAC 40	7,570.20	-0.77%	0.26%	0.36%
FTSE 100	8,205.11	0.17%	0.18%	6.10%
IBEX 35	11,056.40	-0.10%	0.28%	9.45%

Fixed Income	Last	Daily Var.	Bip Var.	Yearly Var.
Bond Spain 10Y	3.34	0.94%	3.10	11.47%
Bond Germany 10Y	2.40	0.46%	1.10	18.48%
Bond U.K. 10Y	4.07	0.42%	1.70	15.00%
H.Yield ICE BofA	6.39	0.29%	-	-0.83%



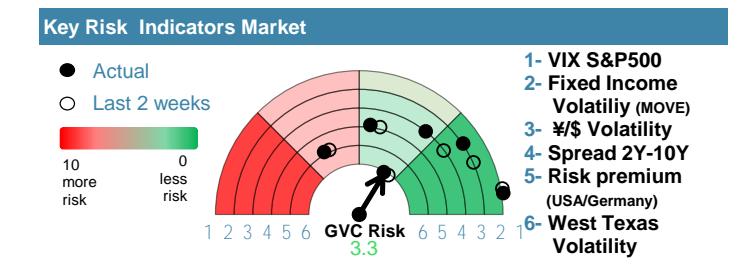
Commodities	Last	Daily Var.	Yearly Var.
Brent Oil	85.07	-0.30%	10.42%
Gold	2,325.51	0.10%	12.59%
CRB Index	346.41	0.00%	14.93%
Copper (USD/LBS)	NA	NA	14.30%

EEUU & ASIA



Market Index	Last	Daily Var. 22:00 PM	Future 8:43 AM	Yearly Var.
DJ Industrial	38,834.86	0.00%	-0.02%	3.04%
S&P 500	5,487.03	0.00%	0.30%	15.04%
Nasdaq 100	19,908.86	0.00%	0.56%	18.32%
Nikkei 225	38,570.76	0.23%	0.31%	15.26%
Shanghai 30	3,018.05	-0.40%	-0.61%	1.45%

Fixed Income	Last	Daily Var.	Bip Var.	Yearly Var.
Bond EEUU 10Y	4.22	0.00%	0.00	9.03%
Bond Japan 10Y	0.93	-2.43%	-2.30	48.00%
Bond China 10Y	2.25	-0.27%	-0.60	-12.72%
H.Yield ICE BofA	7.57	-0.01%	-	2.40%



Currency	Last	Daily Var.	Yearly Var.
€/€	1.07	0.04%	-2.65%
¥/\$	158.01	0.10%	12.08%
£/€	0.84	-0.24%	-2.57%
B/\$	64,861.91	-0.35%	54.40%

Region/ Event	Relevance	Period	Previous	Forecast	Actual	Impact
Initial Jobless	★★★★	W 15 Jun	242.000	235.200	-	-
Producer Prices (Y.Y)	★★★	May 2024	-3.30%	-2.11%	-2.20%	Low
Producer Prices (M.M)	★★★	May 2024	0.20%	0.10%	0%	Low
Consumer Confid. Flash	★★★★	Jun 2024	-14.3	-13.73	-	-
Housing Starts Number	★★★★	May 2024	1.36M	1.37M	-	-
Building Permits: Number	★★★★	May 2024	1.44M	1.45M	-	-
Philly Fed Business Indx	★★★★	Jun 2024	4.5	3.69	-	-