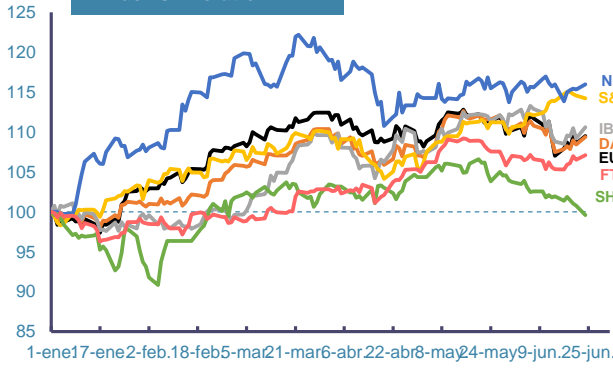
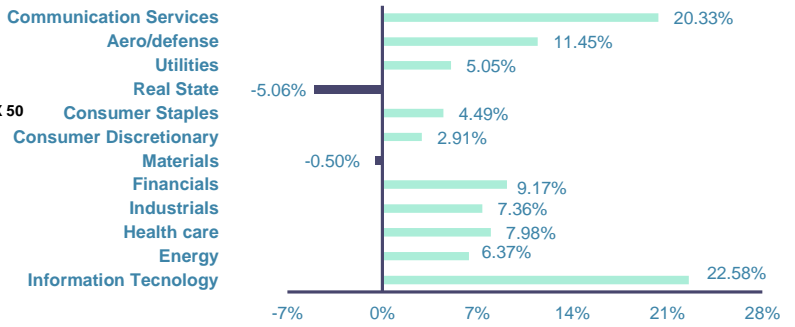


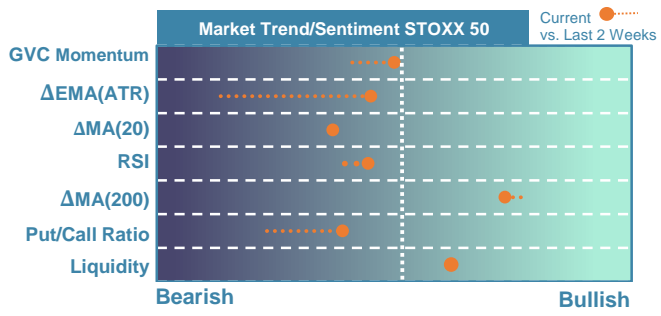
Index's Evolution YTD



MSCI World Sector Evolution YTD

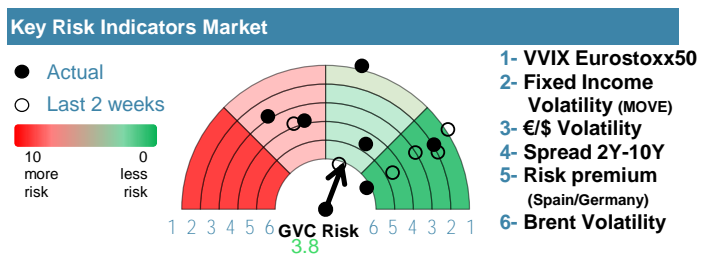


EUROPE



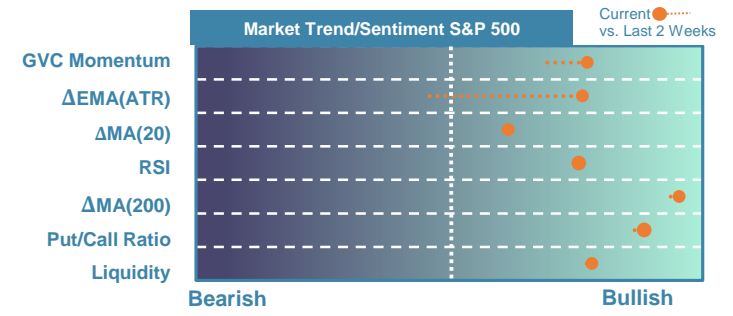
Market Index	Last	Daily Var. 22:00 PM	Future 9:28 AM	Yearly Var.
DJ Eurostoxx 50	4,950.98	0.89%	-0.70%	9.50%
DAX 40	18,325.58	0.89%	-1.11%	9.40%
CAC 40	7,706.89	1.03%	-0.58%	2.17%
FTSE 100	8,281.55	0.53%	-0.12%	7.09%
IBEX 35	11,172.10	1.27%	-0.25%	10.59%

Fixed Income	Last	Daily Var.	Bip Var.	Yearly Var.
Bond Spain 10Y	3.33	-0.21%	-0.70	10.87%
Bond Germany 10Y	2.42	0.54%	1.30	19.37%
Bond U.K. 10Y	4.08	0.05%	0.20	15.37%
H.Yield ICE BofA	6.39	-0.11%	-	-1.13%



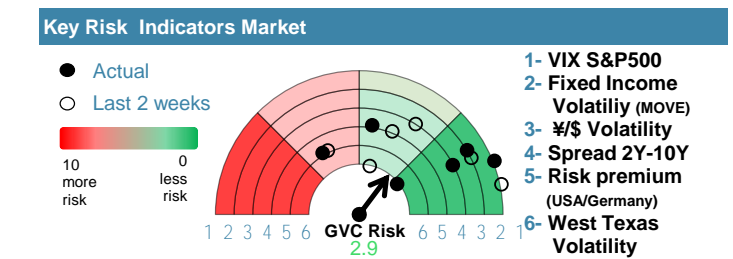
Commodities	Last	Daily Var.	Yearly Var.
Brent Oil	86.01	0.90%	11.64%
Gold	2,332.42	0.01%	12.93%
CRB Index	345.66	0.58%	14.68%
Copper (USD/LBS)	4.43	-0.03%	13.74%

EEUU & ASIA



Market Index	Last	Daily Var. 22:00 PM	Future 9:28 AM	Yearly Var.
DJ Industrial	39,411.21	0.67%	0.11%	4.57%
S&P 500	5,447.87	-0.31%	0.02%	14.22%
Nasdaq 100	19,474.62	-1.15%	0.07%	15.74%
Nikkei 225	38,804.65	0.54%	0.00%	15.96%
Shanghai 30	2,963.10	-1.17%	-0.20%	-0.40%

Fixed Income	Last	Daily Var.	Bip Var.	Yearly Var.
Bond EEUU 10Y	4.24	-0.27%	-1.17	9.72%
Bond Japan 10Y	0.99	1.54%	1.50	58.72%
Bond China 10Y	2.26	-0.09%	-0.20	-12.49%
H.Yield ICE BofA	7.55	0.38%	-	2.56%



Currency	Last	Daily Var.	Yearly Var.
€/\$	1.07	0.38%	-2.75%
¥/\$	159.61	0.00%	13.21%
£/€	0.85	-0.02%	-2.40%
B/\$	60,374.01	-5.79%	43.71%

Region/ Event	Relevance	Period	Previous	Forecast	Actual	Impact
Consumer Confidence	★★★★	Jun 2024	102	101.06	-	-
CaseShiller 20 (M.M)	★★★	Apr 2024	0.30%	-	-	-
GDP (f.) (Y.Y)	★★★★	Q1 2024	2.40%	-	-	-