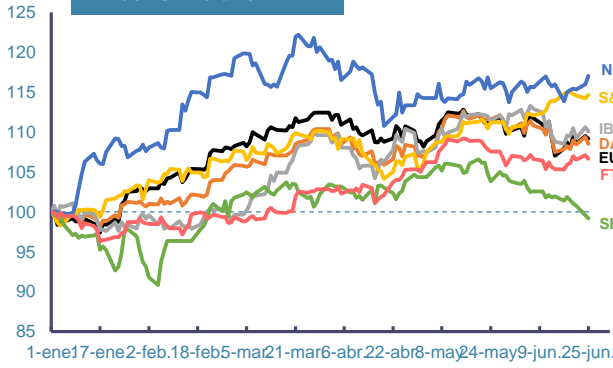
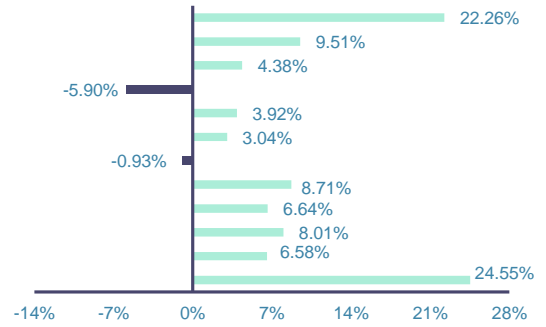


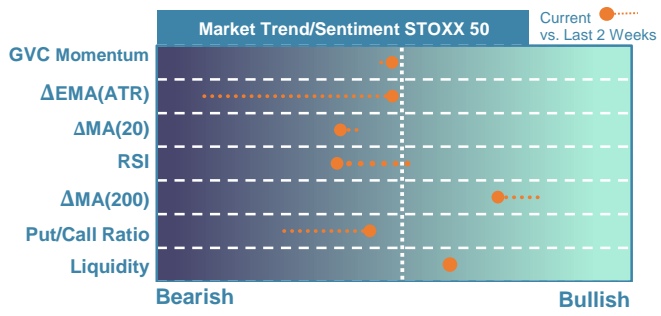
Index's Evolution YTD



MSCI World Sector Evolution YTD

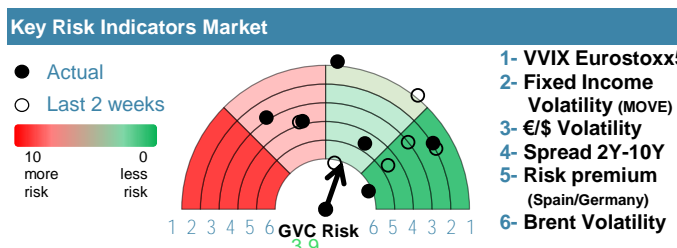


EUROPE



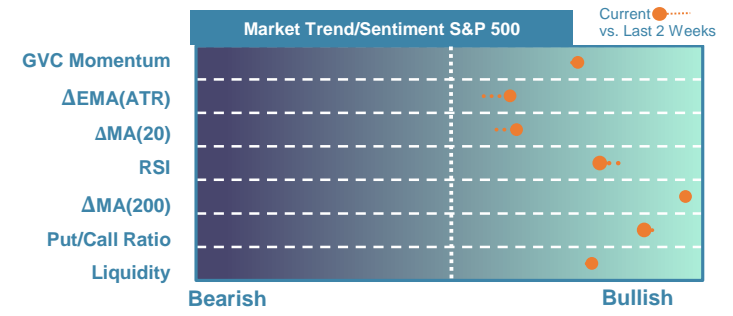
Market Index	Last	Daily Var. 22:00 PM	Future 8:48 AM	Yearly Var.
DJ Eurostoxx 50	4,935.97	-0.30%	0.80%	9.16%
DAX 40	18,177.62	-0.81%	0.74%	8.51%
CAC 40	7,662.30	-0.58%	0.75%	1.58%
FTSE 100	8,247.79	-0.41%	0.39%	6.65%
IBEX 35	11,118.90	-0.48%	0.65%	10.07%

Fixed Income	Last	Daily Var.	Bip Var.	Yearly Var.
Bond Spain 10Y	3.32	-0.24%	-0.80	10.60%
Bond Germany 10Y	2.41	-0.41%	-1.00	18.88%
Bond U.K. 10Y	4.08	-0.15%	-0.60	15.20%
H.Yield ICE BofA	6.39	0.10%	-	-1.02%



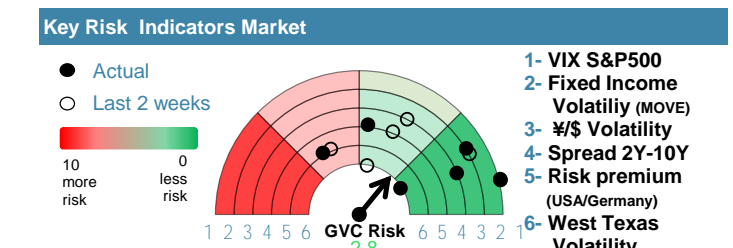
Commodities	Last	Daily Var.	Yearly Var.
Brent Oil	85.01	-1.16%	10.35%
Gold	2,324.37	-0.35%	12.54%
CRB Index	342.52	-0.91%	13.64%
Copper (USD/LBS)	4.37	-1.34%	12.21%

EEUU & ASIA



Market Index	Last	Daily Var. 22:00 PM	Future 8:48 AM	Yearly Var.
DJ Industrial	39,112.16	-0.76%	0.00%	3.77%
S&P 500	5,469.30	0.39%	0.13%	14.66%
Nasdaq 100	19,701.13	1.16%	0.21%	17.09%
Nikkei 225	39,173.15	0.95%	1.20%	17.06%
Shanghai 30	2,950.00	-0.44%	0.54%	-0.84%

Fixed Income	Last	Daily Var.	Bip Var.	Yearly Var.
Bond EEUU 10Y	4.23	-0.28%	-1.17	9.42%
Bond Japan 10Y	1.00	1.11%	1.10	60.48%
Bond China 10Y	2.23	-1.02%	-2.30	-13.38%
H.Yield ICE BofA	7.55	0.01%	-	2.17%



Currency	Last	Daily Var.	Yearly Var.
€/€	1.07	-0.18%	-2.92%
¥/\$	159.66	0.03%	13.25%
£/€	0.84	-0.15%	-2.55%
B/\$	61,704.84	2.20%	46.88%

Region/ Event	Relevance	Period	Previous	Forecast	Actual	Impact
Consumer Sentiment	★★★	Jul 2024	-20.9	-18.94	-21.8	Low
Build Permits R Number	★★	May 2024	1.38M	-	-	-
New Home Sales-Units	★★★★	May 2024	0.63M	0.64M	-	-
Consumer Confidence	★★★	Jun 2024	90	89.1	-	-