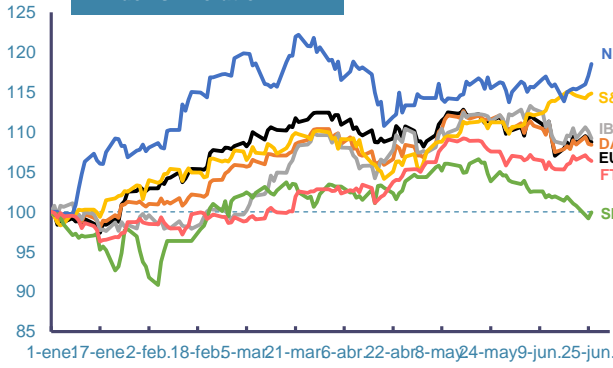
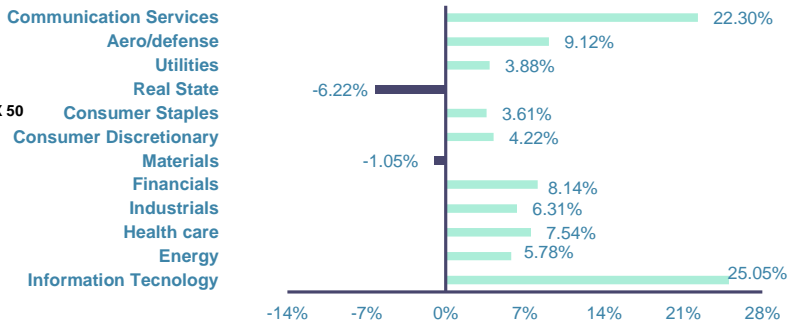


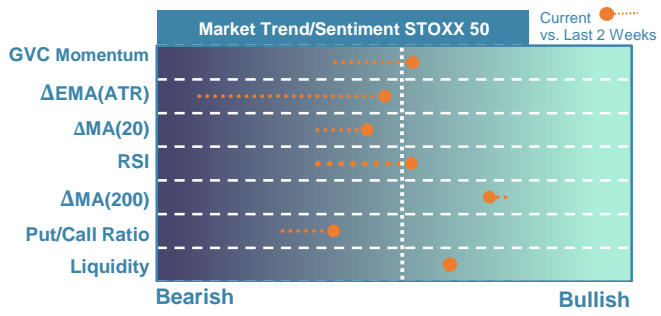
Index's Evolution YTD



MSCI World Sector Evolution YTD

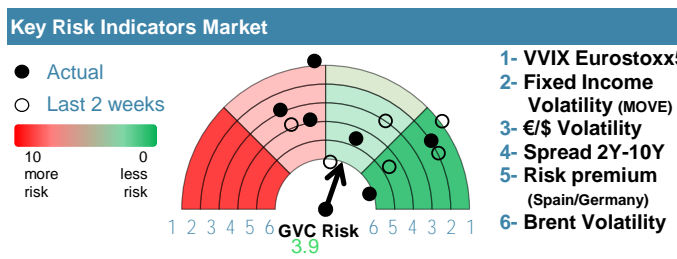


EUROPE



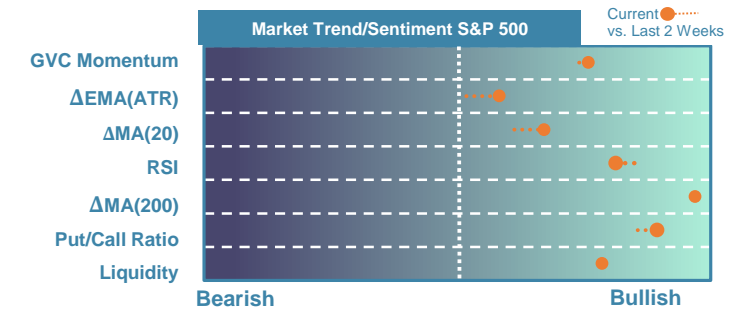
Market Index	Last	Daily Var. 22:00 PM	Future 8:38 AM	Yearly Var.
DJ Eurostoxx 50	4,915.94	-0.41%	0.20%	8.72%
DAX 40	18,155.24	-0.12%	0.09%	8.38%
CAC 40	7,609.15	-0.69%	0.29%	0.87%
FTSE 100	8,225.33	-0.27%	0.11%	6.36%
IBEX 35	11,030.50	-0.80%	0.07%	9.19%

Fixed Income	Last	Daily Var.	Bip Var.	Yearly Var.
Bond Spain 10Y	3.38	1.84%	6.10	12.63%
Bond Germany 10Y	2.45	1.58%	3.80	20.75%
Bond U.K. 10Y	4.14	1.47%	6.00	16.90%
H.Yield ICE BofA	6.39	-0.11%	-	-1.11%



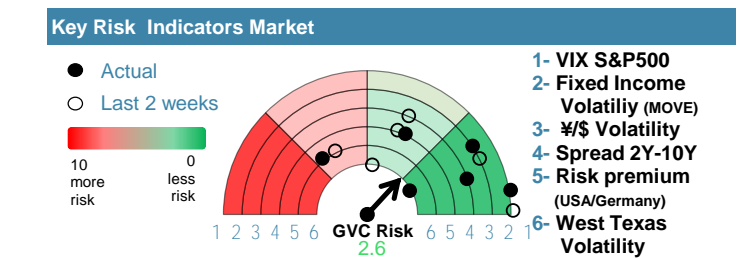
Commodities	Last	Daily Var.	Yearly Var.
Brent Oil	85.25	0.28%	10.66%
Gold	2,301.87	-0.97%	11.45%
CRB Index	341.67	-0.25%	13.36%
Copper (USD/LBS)	4.36	-0.05%	12.16%

EEUU & ASIA



Market Index	Last	Daily Var. 22:00 PM	Future 8:38 AM	Yearly Var.
DJ Industrial	39,127.80	0.04%	-0.13%	3.82%
S&P 500	5,477.90	0.16%	-0.18%	14.84%
Nasdaq 100	19,751.05	0.25%	-0.27%	17.38%
Nikkei 225	39,667.07	1.26%	-0.53%	18.54%
Shanghai 30	2,972.53	0.76%	-1.87%	-0.08%

Fixed Income	Last	Daily Var.	Bip Var.	Yearly Var.
Bond EEUU 10Y	4.32	2.02%	8.55	11.63%
Bond Japan 10Y	1.03	2.19%	2.20	64.00%
Bond China 10Y	2.23	-0.27%	-0.60	-13.61%
H.Yield ICE BofA	7.61	-0.87%	-	2.15%



Currency	Last	Daily Var.	Yearly Var.
€/€	1.07	-0.32%	-3.23%
¥/\$	160.70	0.65%	13.99%
£/€	0.85	0.20%	-2.35%
B/\$	60,803.44	-1.46%	44.74%

Region/ Event	Relevance	Period	Previous	Forecast	Actual	Impact
Initial Jobless	★★★★	W 22 Jun	238.000	233.800	-	-
Pending Sales Chg. (M.M)	★★★★	May 2024	-7.70%	-0.66%	-	-
Durable Goods	★★★★	May 2024	0.60%	-0.60%	-	-
Consumer Confidence	★★★★	Jun 2024	96.4	96.99	-	-
Consumer Confidence (f.)	★★★★	Jun 2024	-14	-13.99	-	-
Economic Sentiment	★★★★	Jun 2024	96	96.15	-	-
GDP (f.)	★★★★	Q1 2024	1.30%	1.36%	-	-
Retail Sales (Y.Y)	★★★★	May 2024	0.30%	-	-	-