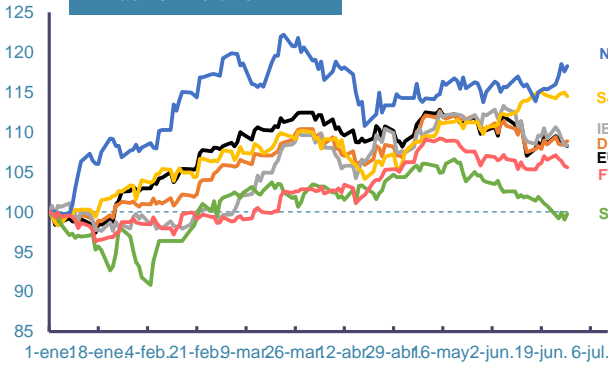
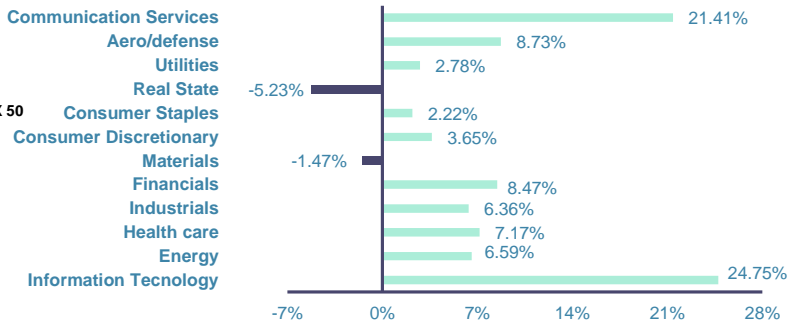


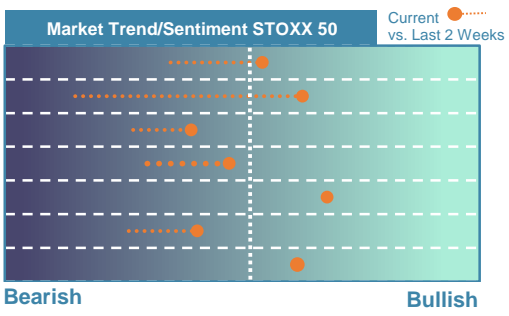
### Index's Evolution YTD



### MSCI World Sector Evolution YTD



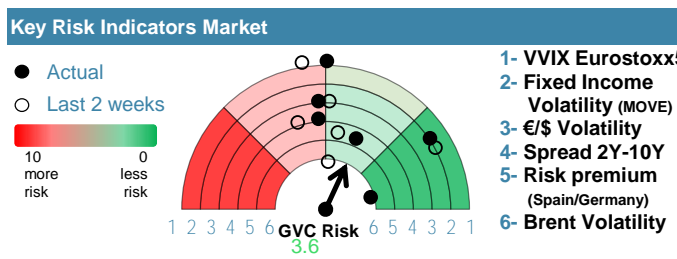
## EUROPE



Market Index	Last	Daily Var. 22:00 PM	Future 8:21 AM	Yearly Var.
DJ Eurostoxx 50	4,894.02	-0.18%	1.64%	8.24%
DAX 40	18,235.45	0.14%	0.99%	8.86%
CAC 40	7,479.40	-0.68%	2.60%	-0.85%
FTSE 100	8,164.12	-0.19%	0.40%	5.57%
IBEX 35	10,943.70	-0.07%	1.35%	8.33%

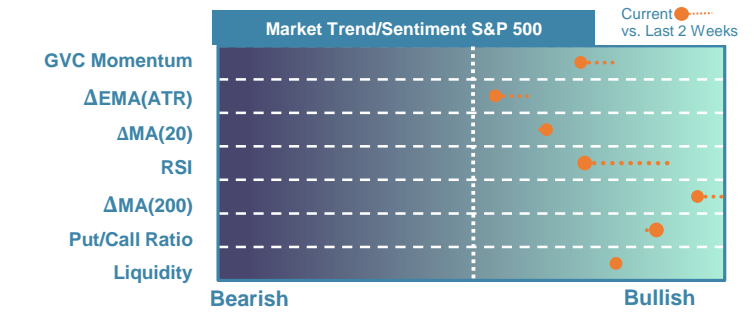
  

Fixed Income	Last	Daily Var.	Bip Var.	Yearly Var.
Bond Spain 10Y	3.42	0.21%	0.70	13.83%
Bond Germany 10Y	2.49	1.47%	3.60	22.57%
Bond U.K. 10Y	4.18	0.99%	4.10	18.03%
H.Yield ICE BofA	6.39	-0.31%	-	-0.74%



Commodities	Last	Daily Var.	Yearly Var.
Brent Oil	86.41	0.02%	12.16%
Gold	2,326.30	-0.15%	12.63%
CRB Index	340.82	-0.27%	13.08%
Copper (USD/LBS)	4.39	0.99%	12.88%

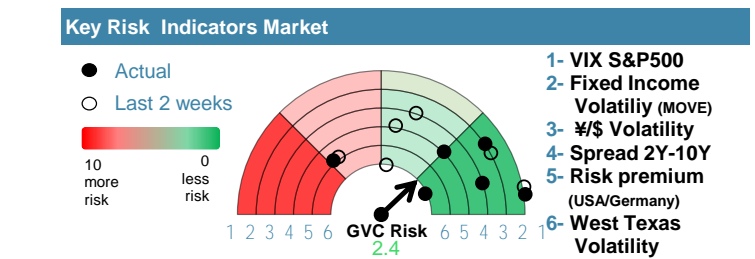
## EEUU & ASIA



Market Index	Last	Daily Var. 22:00 PM	Future 8:21 AM	Yearly Var.
DJ Industrial	39,118.86	-0.12%	0.21%	3.79%
S&P 500	5,460.48	-0.41%	0.32%	14.48%
Nasdaq 100	19,682.87	-0.54%	0.40%	16.98%
Nikkei 225	39,583.08	0.61%	0.10%	18.28%
Shanghai 30	2,967.40	0.73%	-0.45%	-0.25%

Fixed Income	Last	Daily Var.	Bip Var.	Yearly Var.
Bond EEUU 10Y	4.37	1.87%	8.02	13.05%
Bond Japan 10Y	1.05	-1.96%	-2.10	68.16%
Bond China 10Y	2.21	0.00%	0.00	-14.39%
H.Yield ICE BofA	7.59	-0.07%	-	2.64%



Currency	Last	Daily Var.	Yearly Var.
€/€	1.07	0.11%	-2.92%
¥/\$	160.87	0.09%	14.10%
£/€	0.85	0.12%	-2.16%
B/\$	60,324.82	-2.03%	43.60%

Region/ Event	Relevance	Period	Previous	Forecast	Actual	Impact
Manufacture PMI	★★★★	Jun 2024	43.4	43.42	-	-
Manufacture PMI	★★★★	Jun 2024	45.6	-	-	-
Manufacture PMI	★★★★	Jun 2024	45.3	-	-	-
Manufacture PMI	★★★★	Jun 2024	45.6	45.6	-	-
Manufacture PMI	★★★★	Jun 2024	51.4	-	-	-
HICP (Pre.) (Y.Y)	★★★★	Jun 2024	2.80%	-	-	-
CPI (Pre.) (Y.Y)	★★★★	Jun 2024	2.40%	-	-	-
Manufacture PMI	★★★★	Jun 2024	51.7	51.32	-	-