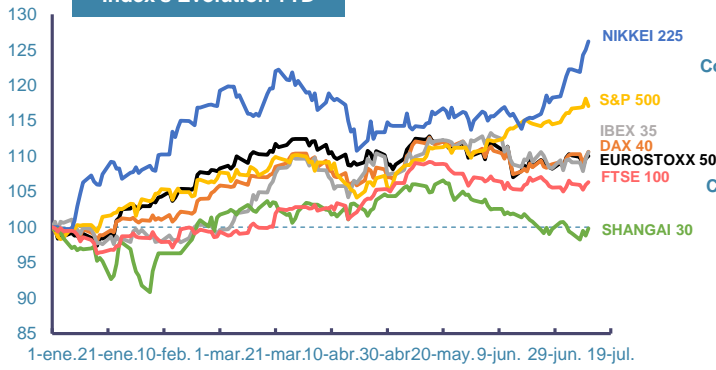
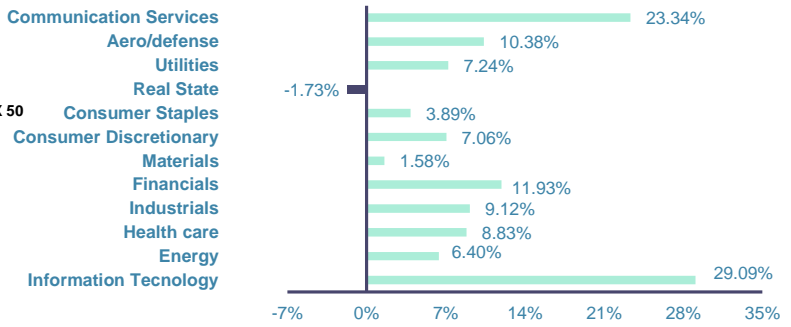


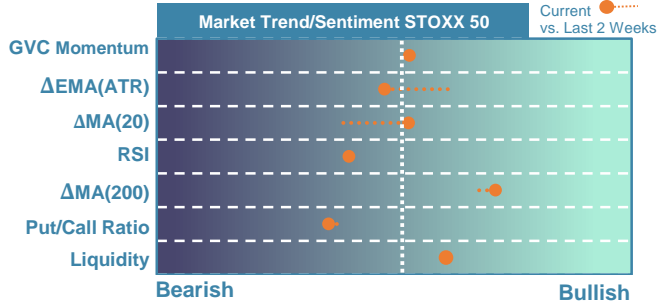
**Index's Evolution YTD**



**MSCI World Sector Evolution YTD**



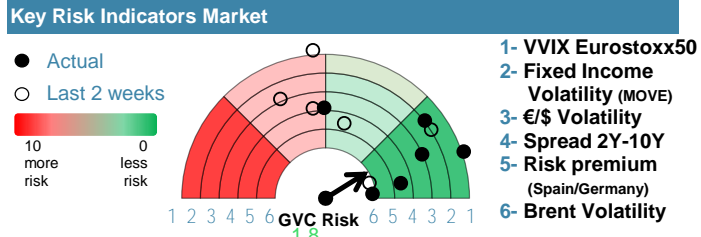
**EUROPE**



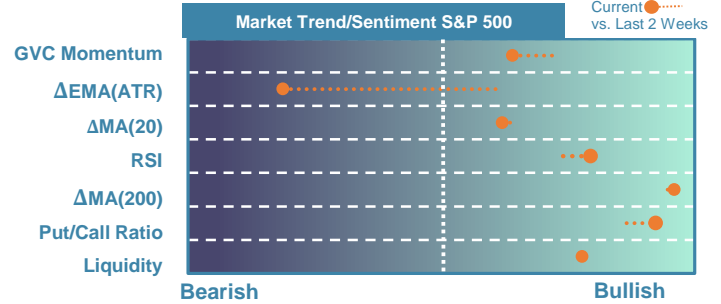
Market Index	Last	Daily Var. 22:00 PM	Future 8:57 AM	Yearly Var.
DJ Eurostoxx 50	4,976.13	0.35%	0.12%	10.05%
DAX 40	18,534.56	0.69%	0.18%	10.64%
CAC 40	7,627.13	0.71%	0.32%	1.11%
FTSE 100	8,223.34	0.36%	0.50%	6.34%
IBEX 35	11,170.00	0.89%	0.01%	10.57%

Fixed Income	Last	Daily Var.	Bip Var.	Yearly Var.
Bond Spain 10Y	3.23	-2.15%	-7.10	7.70%
Bond Germany 10Y	2.47	-2.60%	-6.60	21.74%
Bond U.K. 10Y	4.08	-1.24%	-5.10	15.26%
H.Yield ICE BofA	6.39	0.56%	-	-1.61%



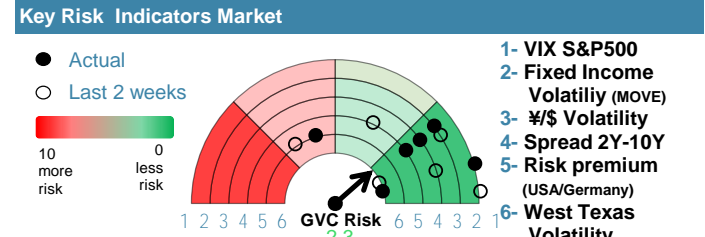
**EEUU & ASIA**



Market Index	Last	Daily Var. 22:00 PM	Future 8:57 AM	Yearly Var.
DJ Industrial	39,753.75	0.08%	0.10%	5.48%
S&P 500	5,584.54	-0.88%	0.04%	17.08%
Nasdaq 100	20,211.36	-2.24%	-0.07%	20.12%
Nikkei 225	42,224.02	0.94%	-2.83%	26.18%
Shanghai 30	2,970.39	1.06%	2.48%	-0.15%

Fixed Income	Last	Daily Var.	Bip Var.	Yearly Var.
Bond EEUU 10Y	4.20	-1.91%	-8.18	8.70%
Bond Japan 10Y	1.08	-0.65%	-0.70	72.64%
Bond China 10Y	2.27	-0.09%	-0.20	-12.02%
H.Yield ICE BofA	7.43	1.27%	-	1.83%



Commodities	Last	Daily Var.	Yearly Var.
Brent Oil	85.40	0.38%	10.85%
Gold	2,418.75	1.75%	17.11%
CRB Index	341.39	0.26%	13.27%
Copper (USD/LBS)	4.51	-2.21%	15.83%

Currency	Last	Daily Var.	Yearly Var.
€/\$	1.09	0.34%	-1.54%
¥/\$	159.25	-1.45%	12.96%
£/€	0.84	-0.23%	-2.86%
B/\$	57,354.03	-0.88%	36.52%

Region/ Event	Relevance	Period	Previous	Forecast	Actual	Impact
CPI (f.) (M.M)	★★★★	Jun 2024	0.10%	0.10%	0.20%	Low
CPI (f.) (Y.Y)	★★★★	Jun 2024	2.50%	2.50%	-	-
HICP (f.) (Y.Y)	★★★	Jun 2024	3.50%	3.50%	-	-
CPI (f.) (Y.Y)	★★★	Jun 2024	3.40%	3.40%	-	-
Core CPI (Y.Y)	★★★★	Jun 2024	3%	-	-	-
U Mich Sentiment Prelim	★★★★	Jul 2024	68.20	68.58	-	-