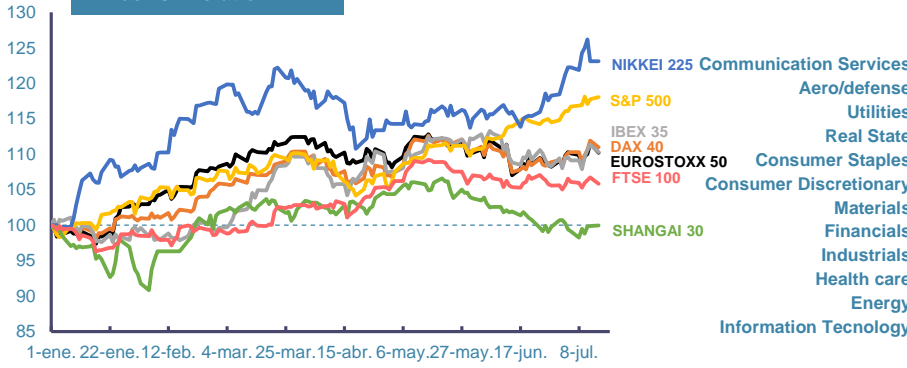
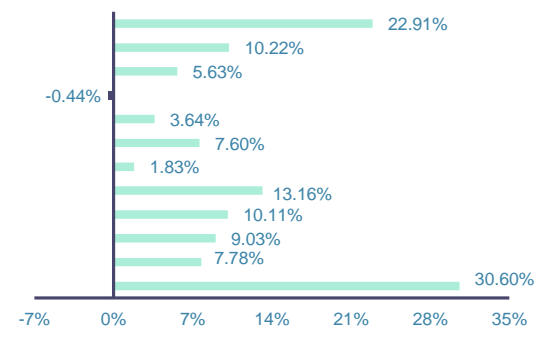


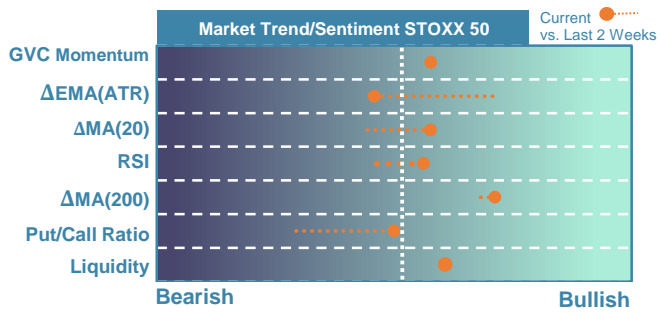
Index's Evolution YTD



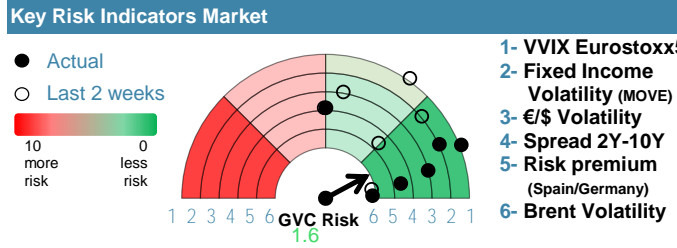
MSCI World Sector Evolution YTD



EUROPE

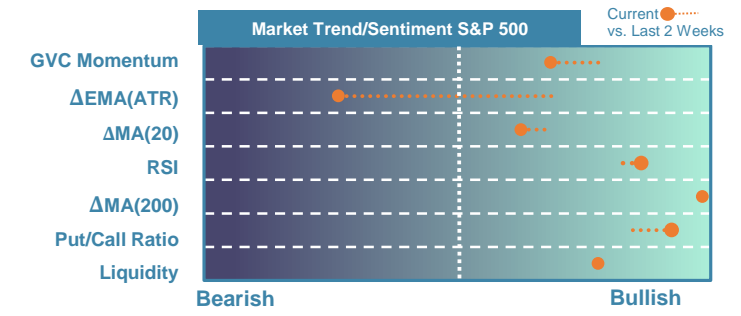


Market Index	Last	Daily Var. 22:00 PM	Future 8:29 AM	Yearly Var.
DJ Eurostoxx 50	4,983.11	-1.19%	-0.54%	10.21%
DAX 40	18,590.89	-0.84%	-0.44%	10.98%
CAC 40	7,632.71	-1.19%	-0.39%	1.19%
FTSE 100	8,182.96	-0.85%	-0.53%	5.82%
IBEX 35	11,143.00	-0.96%	-0.47%	10.30%
Fixed Income	Last	Daily Var.	Bip Var.	Yearly Var.
Bond Spain 10Y	3.23	-0.92%	-3.00	7.67%
Bond Germany 10Y	2.47	-1.04%	-2.60	21.74%
Bond U.K. 10Y	4.10	-0.22%	-0.90	15.94%
H.Yield ICE BofA	6.39	0.34%	-	-2.27%

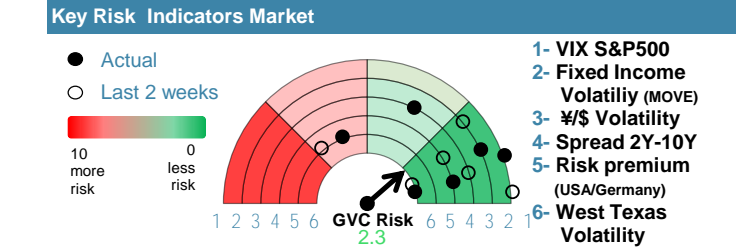


Commodities	Last	Daily Var.	Yearly Var.
Brent Oil	84.85	-0.21%	10.14%
Gold	2,433.60	0.91%	17.82%
CRB Index	339.21	-0.66%	12.54%
Copper (USD/LBS)	4.53	-1.45%	16.35%

EEUU & ASIA



Market Index	Last	Daily Var. 22:00 PM	Future 8:29 AM	Yearly Var.
DJ Industrial	40,211.72	0.53%	0.06%	6.69%
S&P 500	5,631.22	0.28%	0.11%	18.06%
Nasdaq 100	20,386.88	0.27%	0.22%	21.16%
Nikkei 225	41,190.68	0.00%	0.10%	23.09%
Shanghai 30	2,974.01	0.09%	-1.44%	-0.03%
Fixed Income	Last	Daily Var.	Bip Var.	Yearly Var.
Bond EEUU 10Y	4.23	1.16%	4.85	9.30%
Bond Japan 10Y	1.06	0.00%	0.00	69.92%
Bond China 10Y	2.25	-0.40%	-0.90	-12.72%
H.Yield ICE BofA	7.34	0.76%	-	0.12%



Currency	Last	Daily Var.	Yearly Var.
€/\$	1.09	-0.12%	-1.29%
¥/\$	158.12	0.17%	12.16%
£/€	0.84	0.12%	-2.97%
B/\$	64,744.25	11.88%	54.12%

Region/ Event	Relevance	Period	Previous	Forecast	Actual	Impact
Retail Sales (M.M)	★★★★	Jun 2024	0.10%	-0.41%	-	-
ZEW Current Conditions	★★★★	Jul 2024	-73.8	-74.7	-	-
ZEW Economic Sent.	★★★★	Jul 2024	47.5	42.21	-	-
Total Trade Balance	★★★★	May 2024	19.400M	-	-	-
CPI (f.) (Y.Y)	★★★★	Jun 2024	0.90%	-	-	-