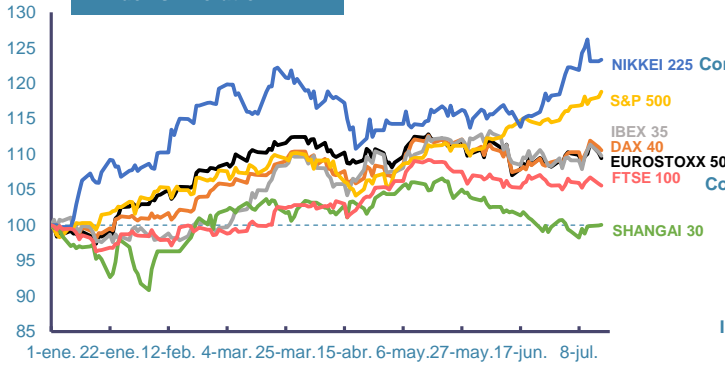
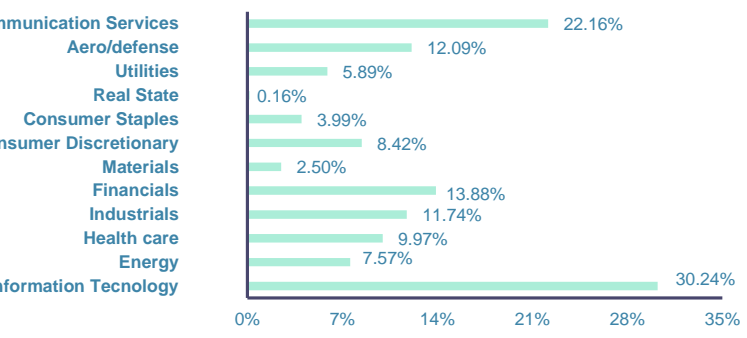


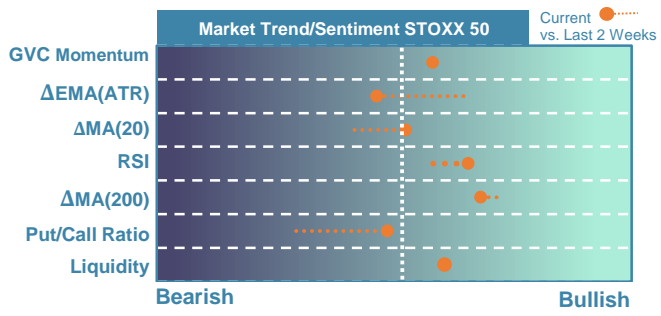
Index's Evolution YTD



MSCI World Sector Evolution YTD

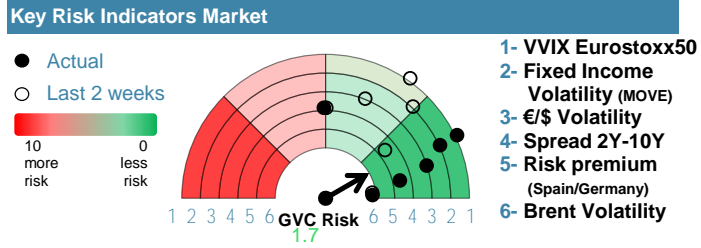


EUROPE

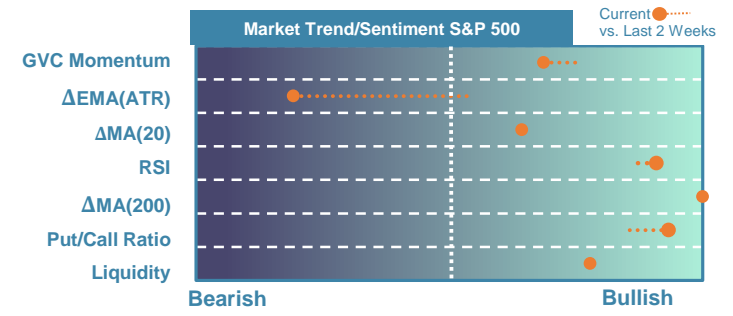


Market Index	Last	Daily Var. 22:00 PM	Future 8:20 AM	Yearly Var.
DJ Eurostoxx 50	4,947.84	-0.71%	-0.20%	9.43%
DAX 40	18,518.03	-0.39%	0.05%	10.54%
CAC 40	7,580.03	-0.69%	0.07%	0.49%
FTSE 100	8,164.90	-0.22%	0.26%	5.58%
IBEX 35	11,090.50	-0.47%	0.20%	9.78%

Fixed Income	Last	Daily Var.	Bip Var.	Yearly Var.
Bond Spain 10Y	3.20	-0.96%	-3.10	6.63%
Bond Germany 10Y	2.43	-1.54%	-3.80	19.86%
Bond U.K. 10Y	4.05	-1.24%	-5.10	14.50%
H.Yield ICE BofA	6.39	0.18%	-	-2.60%

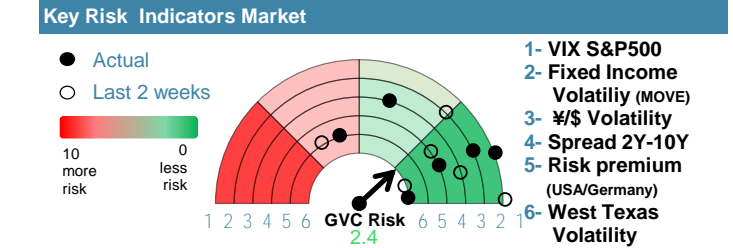


EEUU & ASIA



Market Index	Last	Daily Var. 22:00 PM	Future 8:20 AM	Yearly Var.
DJ Industrial	40,954.48	1.85%	-0.03%	8.66%
S&P 500	5,667.20	0.64%	-0.28%	18.81%
Nasdaq 100	20,398.62	0.06%	-0.53%	21.23%
Nikkei 225	41,275.08	0.20%	-0.34%	23.34%
Shanghai 30	2,976.30	0.08%	0.02%	0.05%

Fixed Income	Last	Daily Var.	Bip Var.	Yearly Var.
Bond EEUU 10Y	4.16	-1.47%	-6.21	7.69%
Bond Japan 10Y	1.02	-4.24%	-4.50	62.72%
Bond China 10Y	2.27	0.76%	1.70	-12.06%
H.Yield ICE BofA	7.26	1.12%	-	-0.64%



Commodities

Commodities	Last	Daily Var.	Yearly Var.
Brent Oil	83.73	-1.32%	8.68%
Gold	2,456.29	0.93%	18.92%
CRB Index	336.21	-0.89%	11.55%
Copper (USD/LBS)	4.45	-1.70%	14.37%

Currency

Currency	Last	Daily Var.	Yearly Var.
€/€	1.09	0.04%	-1.25%
¥/\$	158.35	0.15%	12.32%
£/€	0.84	-0.07%	-3.04%
B/\$	65,226.34	0.74%	55.26%

Region/ Event	Relevance	Period	Previous	Forecast	Actual	Impact
CPI (f.) (Y.Y)	★★★★	Jun 2024	2.0%	1.93%	2.0%	Low
Industrial Production	★★★★	Jun 2024	0.90%	0.30%	-	-
Housing Starts Number	★★★★	Jun 2024	1.277	1.2693	-	-
Building Permits: Number	★★★	Jun 2024	1.399	1.3832	-	-
Capacity Utilization	★★★	Jun 2024	78.7	78.44	-	-
HICP Final (Y.Y)	★★★★	Jun 2024	2.50%	2.50%	-	-
PPI Input prices (Y.Y)	★★★	Jun 2024	-0.10%	-	-0.4%	Low
PPI Output prices (Y.Y)	★★★	Jun 2024	1.70%	1.77%	1.4%	Low