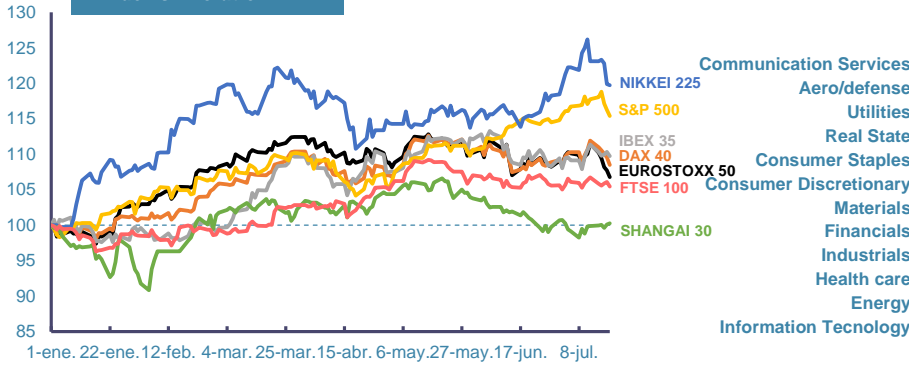
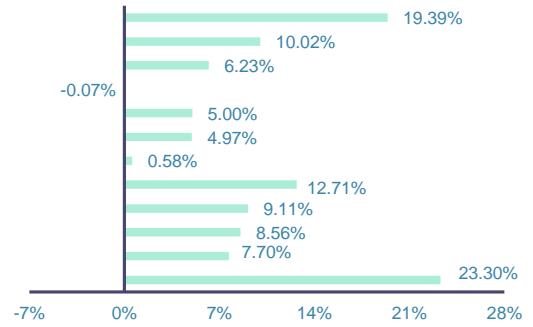


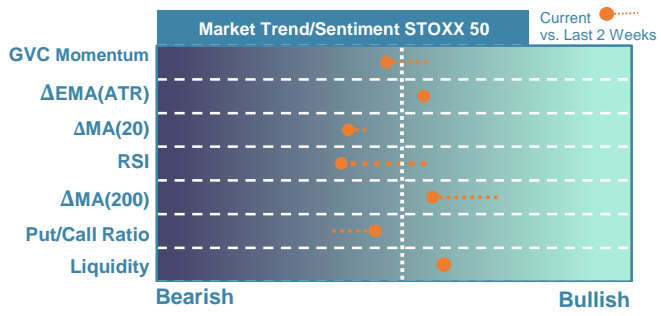
Index's Evolution YTD



MSCI World Sector Evolution YTD

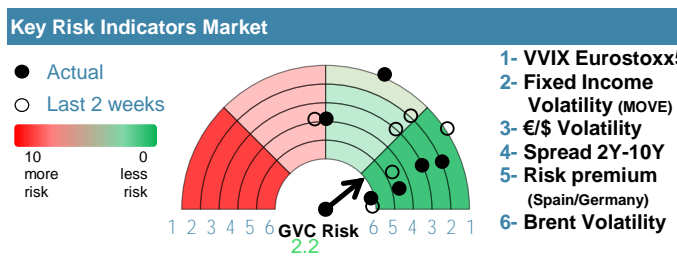


EUROPE



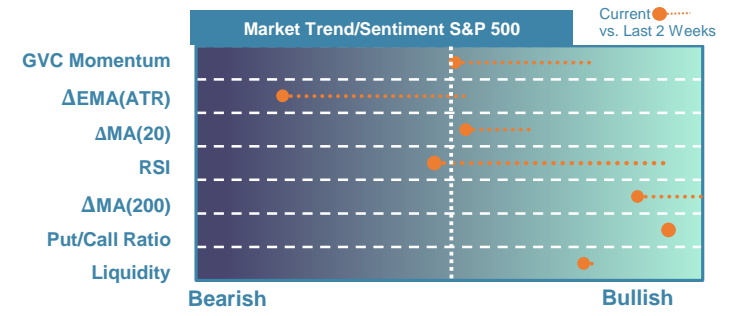
Market Index	Last	Daily Var. 22:00 PM	Future 8:45 AM	Yearly Var.
DJ Eurostoxx 50	4,827.24	-0.88%	0.72%	6.76%
DAX 40	18,171.93	-1.00%	0.58%	8.48%
CAC 40	7,534.52	-0.69%	0.64%	-0.11%
FTSE 100	8,155.72	-0.60%	0.66%	5.46%
IBEX 35	11,087.50	-0.54%	0.75%	9.75%

Fixed Income	Last	Daily Var.	Bip Var.	Yearly Var.
Bond Spain 10Y	3.18	0.00%	0.00	6.10%
Bond Germany 10Y	2.41	0.00%	0.00	18.78%
Bond U.K. 10Y	4.07	0.00%	0.00	14.86%
H.Yield ICE BofA	6.39	-0.18%	-	-3.13%



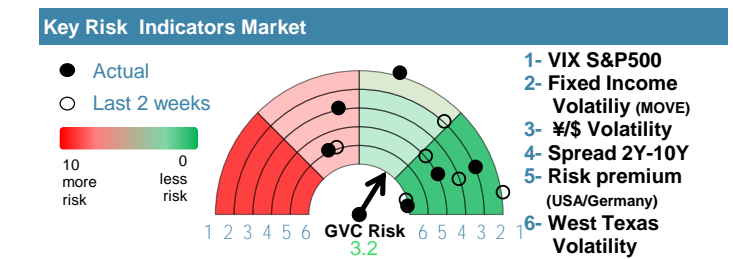
Commodities	Last	Daily Var.	Yearly Var.
Brent Oil	82.63	-2.91%	7.26%
Gold	2,407.24	-2.40%	16.55%
CRB Index	329.96	-1.82%	9.47%
Copper (USD/LBS)	4.24	-1.00%	8.89%

EEUU & ASIA



Market Index	Last	Daily Var. 22:00 PM	Future 8:45 AM	Yearly Var.
DJ Industrial	40,287.53	-0.93%	0.08%	6.89%
S&P 500	5,505.00	-0.71%	0.23%	15.41%
Nasdaq 100	19,522.62	-0.93%	0.43%	16.03%
Nikkei 225	40,063.79	-0.16%	-1.40%	19.72%
Shanghai 30	2,982.31	0.17%	1.04%	0.25%

Fixed Income	Last	Daily Var.	Bip Var.	Yearly Var.
Bond EEUU 10Y	4.20	0.00%	0.00	8.59%
Bond Japan 10Y	1.04	0.00%	0.00	66.56%
Bond China 10Y	2.27	0.00%	0.00	-12.06%
H.Yield ICE BofA	7.34	-0.56%	-	-1.20%



Currency	Last	Daily Var.	Yearly Var.
€/\$	1.09	-0.17%	-1.43%
¥/\$	157.45	0.11%	11.68%
£/€	0.84	0.25%	-2.71%
B/\$	66,702.81	4.24%	58.78%

Region/ Event	Relevance	Period	Previous	Forecast	Actual	Impact
---------------	-----------	--------	----------	----------	--------	--------

No relevant events