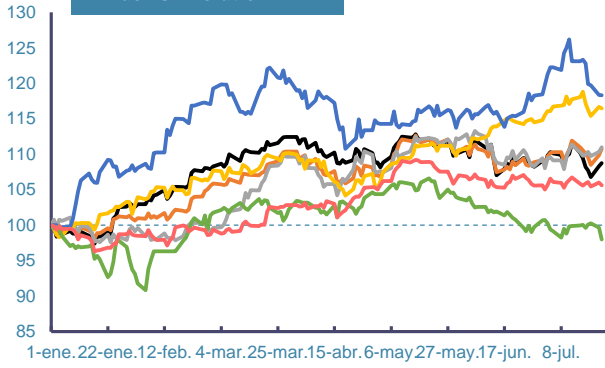
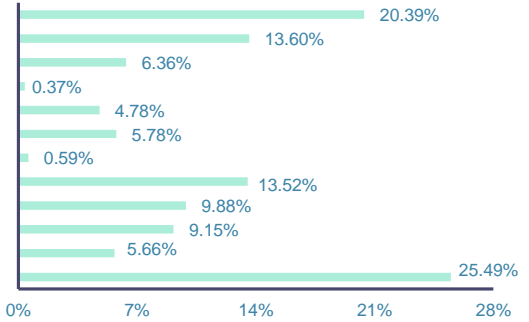


### Index's Evolution YTD



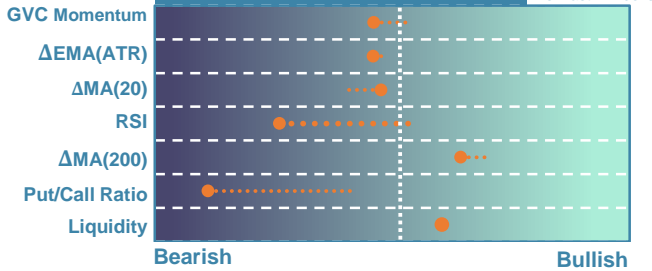
- Communication Services
- Aero/defense
- Utilities
- Real State
- Consumer Staples
- Consumer Discretionary
- Materials
- Financials
- Industrials
- Health care
- Energy
- Information Tecnology

### MSCI World Sector Evolution YTD



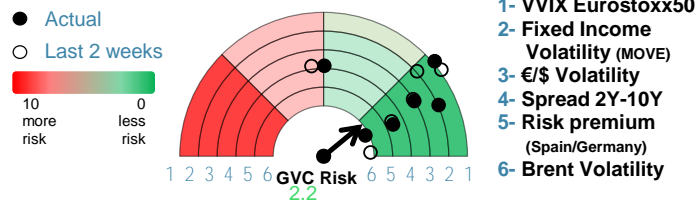
## EUROPE

### Market Trend/Sentiment STOXX 50



Market Index	Last	Daily Var. 22:00 PM	Future 8:45 AM	Yearly Var.
DJ Eurostoxx 50	4,916.80	0.40%	-0.65%	8.74%
DAX 40	18,557.70	0.82%	-0.56%	10.78%
CAC 40	7,598.63	-0.31%	-0.94%	0.74%
FTSE 100	8,167.37	-0.38%	-0.50%	5.61%
IBEX 35	11,212.70	0.62%	-0.10%	10.99%
Fixed Income	Last	Daily Var.	Bip Var.	Yearly Var.
Bond Spain 10Y	3.24	-0.31%	-1.00	7.87%
Bond Germany 10Y	2.44	-1.81%	-4.50	20.16%
Bond U.K. 10Y	4.13	-0.89%	-3.70	16.62%
H.Yield ICE BofA	6.39	0.31%	-	-3.18%

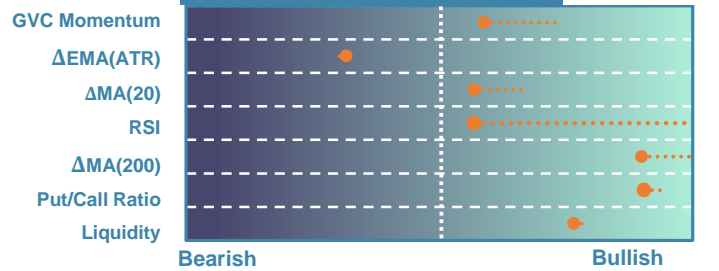
### Key Risk Indicators Market



Commodities	Last	Daily Var.	Yearly Var.
Brent Oil	81.01	-1.69%	5.15%
Gold	2,405.71	0.74%	16.47%
CRB Index	330.24	-0.92%	9.57%
Copper (USD/LBS)	4.16	-0.88%	6.94%

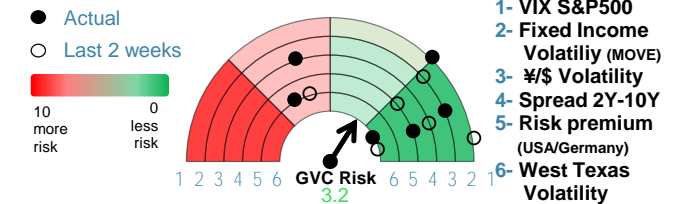
## EEUU & ASIA

### Market Trend/Sentiment S&P 500



Market Index	Last	Daily Var. 22:00 PM	Future 8:45 AM	Yearly Var.
DJ Industrial	40,358.09	-0.14%	-0.40%	7.08%
S&P 500	5,555.74	-0.16%	-0.71%	16.48%
Nasdaq 100	19,754.34	-0.35%	-1.03%	17.40%
Nikkei 225	39,594.39	-0.01%	-1.06%	18.32%
Shanghai 30	2,915.37	-1.65%	-1.08%	-2.00%
Fixed Income	Last	Daily Var.	Bip Var.	Yearly Var.
Bond EEUU 10Y	4.25	-0.09%	-0.39	9.95%
Bond Japan 10Y	1.06	0.00%	0.00	68.80%
Bond China 10Y	2.24	-0.49%	-1.10	-13.30%
H.Yield ICE BofA	7.27	0.56%	-	-1.02%

### Key Risk Indicators Market



Currency	Last	Daily Var.	Yearly Var.
€/€	1.09	-0.35%	-1.67%
¥/\$	155.64	-0.88%	10.39%
£/€	0.84	-0.33%	-3.04%
B/\$	65,953.69	-2.45%	57.00%

Region/ Event	Relevance	Period	Previous	Forecast	Actual	Impact
S&P Global Comp. PMI	★★★★	Jul 2024	50.9	51.03	-	-
Composite PMI	★★★★	Jul 2024	52.3	52.64	-	-
S&P Global Mfg. PMI	★★★★	Jul 2024	0	51.56	-	-
S&P Global Svcs. PMI	★★★★	Jul 2024	55.3	54.74	-	-
JibunBK Mfg PMI Flash	★★★★	Jul 2024	50	-	49.2	Low
Composite PMI	★★★★	Jul 2024	48.8	49.2	-	-
Composite PMI	★★★★	Jul 2024	50.4	50.75	-	-
Consumer Sentiment	★★★	Aug 2024	-21.8	-21.13	-18.4	Low
Build Permits R Number	★	Jun 2024	1.45M	-	-	-