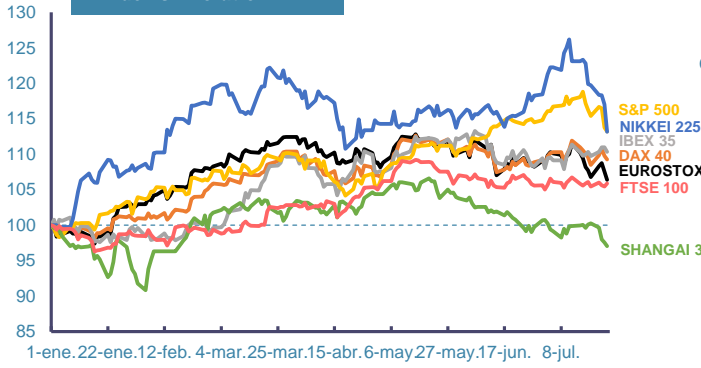
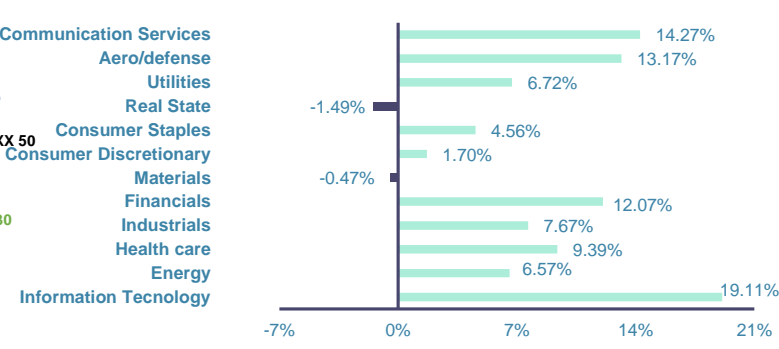


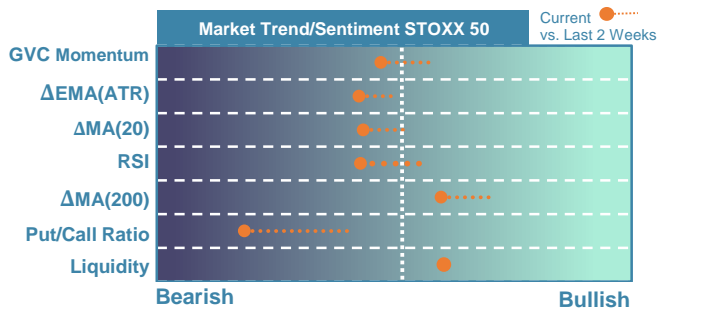
### Index's Evolution YTD



### MSCI World Sector Evolution YTD



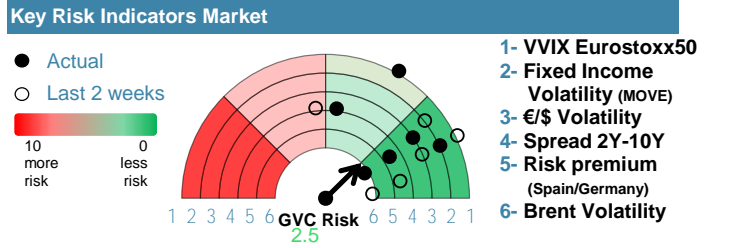
## EUROPE



Market Index	Last	Daily Var. 22:00 PM	Future 8:54 AM	Yearly Var.
DJ Eurostoxx 50	4,811.28	-1.04%	0.12%	6.41%
DAX 40	18,298.72	-0.48%	-0.22%	9.24%
CAC 40	7,427.02	-1.15%	0.22%	-1.54%
FTSE 100	8,186.35	0.40%	0.21%	5.86%
IBEX 35	11,145.60	-0.58%	-0.37%	10.33%

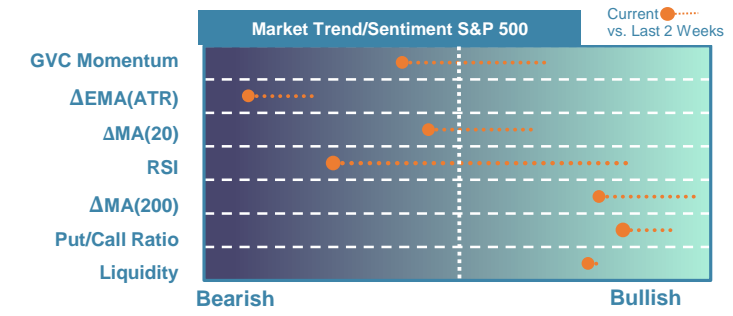
  

Fixed Income	Last	Daily Var.	Bip Var.	Yearly Var.
Bond Spain 10Y	3.24	-0.71%	-2.30	8.03%
Bond Germany 10Y	2.41	-1.19%	-2.90	18.93%
Bond U.K. 10Y	4.13	-0.58%	-2.40	16.81%
H.Yield ICE BofA	6.39	-0.44%	-	-3.68%



Commodities	Last	Daily Var.	Yearly Var.
Brent Oil	82.37	0.81%	6.92%
Gold	2,366.13	-2.49%	14.56%
CRB Index	329.46	-0.01%	9.31%
Copper (USD/LBS)	4.13	0.40%	6.04%

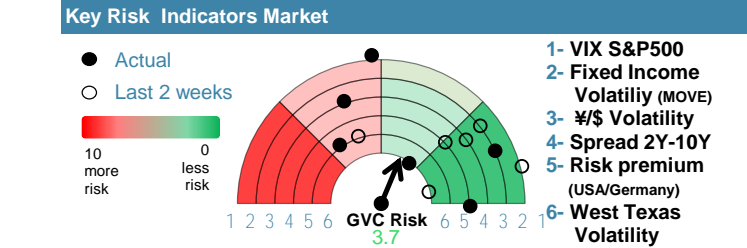
## EEUU & ASIA



Market Index	Last	Daily Var. 22:00 PM	Future 8:54 AM	Yearly Var.
DJ Industrial	39,935.07	0.20%	0.35%	5.96%
S&P 500	5,399.22	-0.51%	0.46%	13.20%
Nasdaq 100	18,830.58	-1.06%	0.58%	11.91%
Nikkei 225	37,869.51	-3.28%	-0.11%	13.16%
Shanghai 30	2,886.74	-0.52%	-0.27%	-2.96%

Fixed Income	Last	Daily Var.	Bip Var.	Yearly Var.
Bond EEUU 10Y	4.25	-0.82%	-3.53	10.00%
Bond Japan 10Y	1.06	-1.21%	-1.30	69.44%
Bond China 10Y	2.22	-0.40%	-0.90	-13.88%
H.Yield ICE BofA	7.32	-0.07%	-	-0.96%



Currency	Last	Daily Var.	Yearly Var.
€/€	1.08	0.06%	-1.73%
¥/\$	153.92	0.18%	9.17%
£/€	0.84	0.34%	-2.71%
B/\$	65,685.25	0.48%	56.36%

Region/ Event	Relevance	Period	Previous	Forecast	Actual	Impact
Consumption (Adj.) (M.M)	★★★★	Jun 2024	0.20%	0.32%	-	-
Michigan Sentiment (f.)	★★★★	Jul 2024	66	66.29	-	-
Consumer Confidence	★★★	Jul 2024	89	90.1	-	-
Unemployment Rate	★★★	Q2 2024	12.29%	11.50%	-	-
Consumer Confidence	★★★	Jul 2024	98.3	98.25	-	-
Retail Sales (Y.Y)	★★★	Jun 2024	0.20%	-	-	-